PAPUA NEW GUINEA

NORTH FLY DISTRICT
FIVE YEAR DEVELOPMENT PLAN
2023 - 2027

"Together We Can Change North Fly"

NORTH FLY DISTRICT DEVELOPMENT AUTHORITY

This document is available in hard copy or PDF format. All other rights are reserved, including and in relation to any Government or Departmental logos or trademarks which may exist. For enquiries on this document or regarding the use of this publication, please contact:

Media Unit: Information Division, Western Provincial Administration
Email:
Website:
Facebook: North Fly District Development Authority

Address:
North Fly District Development Authority
P.O Box 84, Kiunga
North Fly District,
Western Province
Papua New Guinea

Telephone: (+675) 6491159
ISBN: 978-9980-910-21-9
Copyright @ March 2024 North Fly District Development Authority, Papua New Guinea

PAPUA NEW GUINEA

NORTH FLY DISTRICT FIVE YEAR DEVELOPMENT PLAN 2023 -2027

"Fostering Growth Through Socio-Economic Development"

NORTH FLY DISTRICT DEVELOPMENT AUTHORITY

CERTIFICATE OF ALIGNMENT

CERTIFICATE

OF ALIGNMENT

TO MTDP IV (2023-2027)

I, Mr. Koney Samuel, by virtue of the powers vested in me as Secretary for the Department of National Planning and Monitoring and in compliance with the Papua New Guinea Planning and Monitoring Responsibility Act 2016, hereby approve and certify the

NORTH-FLY

DISTRICT DEVELOPMENT PLAN (2023-2027)

for implementation.

KONEY SAMUEL

SECRETARY

DEPARTMENT OF NATIONAL PLANNING AND MONITORING

25 MARCH 2024

SERIAL NO: MTDP IV-D0026

TABLE OF CONTENT

Certificate of Alignment		**i**
Table of Content		**iii**
Acronyms		**v**
Foreword by the Member		**vii**
Remarks by the CEO		**ix**
Acknowledgement		**x**
Executive Summary		**xi**
Chapter 1 - Overview		**1**
1.1	Introduction	1
1.2	Structure of the Plan	1
1.3	North Fly District Profile	2
1.4	Development Framework	8
Chapter 2 - Development Status of the District		**16**
2.1	Economic Sector	18
2.2	Infrastructure Sector	20
2.3	Health	22
2.4	Education	22
2.5	Law and Justice	23
2.6	National Security	23
2.7	Public Finance Management	23
2.8	National Identification and Public Service Administration	23
2.9	Population, Youth and Women Empowerment	23
2.10	Strategic Partnerships	24
Chapter 3 - Strategic Alignment to MTDP IV 2023-2027		**26**
3.1	Objective of the Plan	27
3.2	District Logical Framework	27
SPA 1	***Strategic Economic Investment***	28
SPA 2	***Connect Fly Infrastructure***	37
SPA 3	***Quality and Affordable Health Care***	46
SPA 4	***Quality Education and Skilled Human Capital***	50
SPA 5	***Law and Justice Sector***	55
SPA 6	***National Security***	59
SPA 7	***District Revenue and Public Finance Management***	62
SPA 8	***Digital Government, National Statistics and Public Service Governance***	66

SPA 10	***Climate Change and Natural Environment Protection***	69
SPA 11	***Population, Youth and Women Empowerment***	71
SPA 12	***Strategic Partnership***	76
Chapter 4 - Financing and Implementation of the Plan		**80**
4.1	Financing Summary	81
4.2	Sources of Financing	82
4.3	Budget Strategy	84
4.4	Implementation and Governance Structure Strategy	84
Chapter 5 - Monitoring, Evaluation and Reporting		**86**
5.1	Implementation and Monitoring	87
5.2	Reporting and Information Management	88
5.3	Evaluation and Assessment	89
Chapter 6 - Risk Management		92
6.1	Natural Disasters	93
6.2	Financing Unsolicited Projects	93
6.3	Non-alignment of Development Plans	93
6.4	Increasing Law and Order	93
6.5	Lack of funding to effectively implement the Budget	94
6.6	Land disputes	94
6.7	Lack of Governance	94
6.8	Political Influences	94
6.9	Lack of Human Resources and Technical Capabilities	94
6.10	Geographical features of the District	94
Chapter 7 - Marketing and Communication Strategy		98
7.1	Objectives	99
7.2	Target Groups	99
7.3	Methods of Communication	100
7.4	District Website	100
Reference		**101**
Annexes		**102**

ACRONYMS

AIC	Agro Industrial Centre	**LBL**	Lotic Bige Limited
CEO	Chief Executive Officer	**MVIL**	Motor Vehicles Insurance Limited
CSOs	Civil Society Organizations	**MTDPIV**	Medium Term Development Plan Four
CHPs	Community Health Posts	**MROT2**	Mineral Resources Ok Tedi Two
CIS	Correctional Institutional Services	**MRDC**	Mineral Resources Development Company
CMCA	Continuation Mine Closure Agreement	**MRA**	Mineral Resources Authority
DAL	Department of Agriculture & Livestock	**NGOs**	Non-Government Organizations
DBP	Digital Bilum Platform	**NFDDP**	North Fly District Development Plan
DFAT	Department of Foreign Affairs and Trade	**NFAL**	North Fly Agro Limited
DoE	Department of Education	**NFRL**	North Fly Rubber Limited
DDA	District Development Authority	**NFA**	National Fisheries Authority
DIPs	Deliberate Intervention Programs	**NFD**	North Fly District
DCI	Department of Communication & Information	**OTDF**	Ok Tedi Development Foundation
DoW	Department of Works	**NAQIA**	National Agriculture Quarantine Authority
DoF	Department of Finance	**NDoH**	National Department of Health
DPs	Development Partners	**NEFC**	National Economic Fiscal Commission
DJAG	Department of Justice and Attorney General	**NIO**	National Intelligence Office
DNPM	Department of National Planning & Monitoring	**NPC**	National Procurement Commission
DEB	District Education Board	**NJSS**	National Judicial Staff Services
DPLGA	Department of Provincial & LLGAs	**NBC**	National Broadcasting Corporation
DLPP	Department of Lands & Physical Planning	**OTML**	Ok Tedi Mining Limited
DSIP	District Services Improvement Program	**PPP**	Public Private Partnership

DPCN-PC	District Procurement Committee of National Procurement Commission	**PIP**	Public Investment Program
DIRD	Department of Implementation & Rural Development	**PNGCR**	Papua New Guinea Classified Rubber
DSG	District Support Grant	**PSIP**	Provincial Services Improvement Program
DMT	District Management Team	**PNGDF**	Papua New Guinea Defense Force
ECPNG	Evangelical Church of Papua New Guinea	**PNGS-DP**	Papua New Guinea Sustainable Development Program
FBOs	Faith Based Organizations	**PLWDs**	Persons Living with Disabilities
FODE	Flexible Open Distance Education	**PNGD-CP**	Papua New Guinea Development Cooperation Policy
FRPG	Fly River Provincial Government	**RPNGC**	Royal Papua New Guinea Constabulary
FTZ	Free Trade Zone	**PGAS**	Provincial Government Accounting System
GoPNG	Government of Papua New Guinea	**RI**	Republic of Indonesia
GDP	Gross Domestic Product	**SEZ**	Special Economic Zone
GBV	Gender Based Violence	**SBE**	Standard Based Education
GST	Goods & Services Tax	**SILAG**	Somare Institute of Leadership and Governance
HF	High Frequency	**SPAs**	Strategic Priority Areas
IFMS	Integrated Financial Management System	**SMEs**	Small Medium Enterprises
IAI	Innovative Agro Industry	**TVET**	Technical Vocational Education Training
ITCS	Infrastructure Tax Credit Scheme	**TPA**	Tourism Promotion Authority
IRC	Internal Revenue Commission	**VCT**	Voluntary Counselling & Testing
ICT	Information Communication Technology	**VCs**	Village Courts
JPPB-PC	Joint Provincial Planning & Budget Priorities Committee	**WASH**	Water Sanitation & Hygiene
JSS4D	Justice Services and Stability for Development	**WPA**	Western Provincial Administration
KPA	Key Priority Area	**WPNWF**	Western Province New Way Forward
LOs	Land Owners	**WPHA**	Western Provincial Health Authority
LLG	Local Level Government		

FOREWORD BY THE MEMBER

The North Fly District Development Plan is formulated based on Development Needs of the District. It will promote and prioritize the Key Priority Areas of the New Way Forward including; Health, Education, Economic Empowerment, Transport Infrastructure and Law & Justice sectors derived under the current leadership of Governor Yoto and the Fly River Provincial Government. The 5-year District Development Plan should ensure that local government centers in particular infrastructures and facilities in those LLG Centres are properly upgraded and maintained to sustain current and enhance new levels of public goods and services. The District Development Authority under my leadership will make certain rational decisions that are reached to expedite funds so that services reach majority of our rural population in the district. The District, Local Level Government and the wards operating within their boundaries should all work together to implement physical and socioeconomic infrastructure for the betterment of our people.

I am grateful of the development projects and programs that we have instituted and implemented so far since 2018 in the last plan term. We look forward to this new plan term by progressing the work further in partnership with our stakeholder development partners. I am confident that the District Administration, Local Governments and Wards will form the basis to work with development partner agencies under the service Delivery Partnership Agreement. This will be the way forward in ensuring that our District Development Plan is thoroughly implemented with involvement of all stakeholders in the district.

"The 5-year District Development Plan should ensure that local government centers in particular infrastructures and facilities in those LLG Centres are properly upgraded and maintained to sustain current and enhance new levels of public goods and services."

I am satisfied that the Plan is aligned to National Government's Medium Term Development Plan IV and the Western Province New Way Forward. These form the overarching policy and development roadmaps for us in North Fly to align and strategize our development priorities and agendas to fulfil Government's overall goals and objectives and importantly to realize our people's development aspirations.

I commend the District Administrator and his hardworking Officers for their fine work in formulating the district's 5-year Development Plan

HON.JAMES DONALD- MP
Member for North Fly & Vice Minister Mining & Border Development
Chairman – North Fly District Development Authority

REMARKS BY THE CEO

I am pleased to present the North Fly District Development Plan 2023 – 2027. The need to have a Development Plan that incorporates the aspirations of all stakeholders (elected leaders, public service machinery, development partners and civil society) is crucial. In this approach, it enables dialogue between the political leadership, public service machinery, development partners and the civil society. It is important for us to understand that the Development Plan provides the road map for everyone in the North Fly District to work together.

There must be collaboration and dialogue at different levels of planning and implementation stages so that individuals, groups and organizations engaged in the development process are all moving towards the same direction.

The engagement of public, private, people, partnership approach towards Implementing the Plan will be the focus, and it is my desire to invite every stakeholder partner in the District to work together. The challenge is how best can we understand what has been discussed in the Development Plan and apply those strategic interventions that are identified for better results or outcomes in terms of service delivery and development of our North Fly District.

At this juncture, I would like to acknowledge and commend the Member for North Fly for his overwhelming support and for providing the leadership at the forefront. The Provincial Administrator is also acknowledged and commended for providing the administrative leadership.

Thank you and God Bless!

GREG ANDREWS ISAU
District Administrator & Chief Executive Officer
North Fly District Development Authority

ACKNOWLEDGEMENT

Acknowledgement is extended also to those that contributed to having the District Plan formulated and completed in preparation for launching.

Firstly, to the Member for North Fly and Vice Minister for Mining and Border Hon James Doanld, MP for his foresight and vision for North Fly District.

Secondly, to the Provincial Administrator Mr Robert A. Kaiyun for providing the administrative leadership and guidance towards the Districts including North Fly to ensure there is uniformity and proper alignment of our Development Plan to the Western Province New Way Forward Strategy and the MTDPIV plan and higher level strategic Priorities of the Government.

Third, to the Provincial Planner and the Planning team for providing technical inputs and guide to the district team in terms of formulation of the Plan.

Fourth, to the District Administrator North Fly for his oversight and leading the District Planning team in the work of formulating the Plan.

Fifth, to the District Planner North Fly and his team for documenting and formulating and providing technical advice on the Plan.

Sixth, to the Divisional Managers and Coordinators at the District for their inputs and contributions towards information/data collation and analysis.

Seventh, to the Technical Officers from the National Planning for providing the technical guide in particular for guiding the District Planning team in terms of proper alignment of the Plan to MTDIV and also the overall structure and framework of the MTDPIV Plan.

Lastly, commendation is extended to the Stakeholder Development partners in the District for having dialogue and consultations on the way forward of the 5 year district plan.

Once again, a BIG THANK YOU to everyone for making this a success for the greater benefit of the People of North Fly.

EXECUTIVE SUMMARY

The District Development Plan has been formulated for the plan period from 2023 – 2027 aligning to National Government's Medium Term Development Plan Four (MTDPIV).

Firstly, the Plan document has the following including; a cover page, followed by the disclaimer page, the district logo and the theme of the district plan. It also has table of contents, list of tables and figures, and acronyms. The Plan further includes; the foreword by the Political head of the District, remarks by the CEO of the District and acknowledgement by the District Administrator and Planning team, followed by the executive summary.

Second, the Plan contains seven (7) chapters. Chapter one (1) provides the overview of the plan and includes the following; introduction to the plan which also describes the vision, goal and the theme of the plan. It also includes the structure of the plan which has detailed descriptions of chapters 1 -7. The overview also includes the district profile which contains district fact sheet comprising of information on number of LLGs and wards, population by LLGs/Wards, land mass, languages and cultural heritage. Also, it has information on total number of businesses operating in North Fly. The overview also includes the development framework of the plan which has four frameworks including; legal, planning, budget, service delivery, monitoring & evaluation and partnership frameworks. These are very important guiding principles on which the District Plan will be implemented to achieve the stated goals, objectives and outcomes.

Chapter two (2) provides the development status of the district in its current state in the areas of economic, infrastructure, health, education, law & justice, national security, national revenue and public finance management, national government, national statistics and public service governance, population, youth and women empowerment and strategic partnerships.

Chapter three (3) provides the strategic alignment to MTDPIV plan 2023-2027. This section has the district's logical framework under the 10 SPAs and 43 DIPs which has list of District's projects and programs as investments to be implemented and delivered within this 5-year plan term period.

Chapter four (4) highlights the financing and implementation of the plan. This section has information on sources of financing, budget strategy and the implementation and governance structure strategy. The NFDDP 2023-2027 is estimated to cost K501,000,000.00 to implement.

Chapter five (5) highlights the monitoring, evaluation and reporting which includes; implementation and monitoring, reporting and information management, and evaluation and assessment.

Chapter six (6) highlights the risk management strategy.

Chapter seven (7) highlights the marketing and communication strategy.

Lastly, the references and appendixes sum up the whole development plan document.

CHAPTER 1
OVERVIEW

"Fostering Growth through Socio-Economic Development"

01 CHAPTER 1 OVERVIEW

1.1 Introduction

The North Fly District Development Plan is prepared for the Plan Period from 2023 – 2027. The Plan document provides the basis to guide the policy formulation, decision making and implementation of key development proposals known as District Intervention Programs and Projects during the plan period. It is also formulated to achieve the vision of the District, Province and the National Government and to help achieve the development aspirations of our People of North Fly.

The rationale for developing the Plan is to achieve some of the low indictors in health, education and economic sectors which have remained unchanged for the last 30 plus years since Ok Tedi Mine's inception. Also, it is important for the District to align with National Government's agenda and development priorities through the MTDPIV plan 2023-2027.

1.1.1 **Vision** - *"People of North Fly will be healthy, educated and resourceful".*

1.1.2 **Goal** - *"To deliver on the District's Priorities aligning to Medium Term Development Plan (MTDPIV) and Western Province New Way Forward, as a paradigm shift and a way forward for 2023-2027".*

1.1.3 **Theme** - *"Fostering Growth through Socio-Economic Development".*

1.2 Structure of the Plan

There are seven chapters of the District Plan:

Chapter One: Contains the *"Overview"* of the Plan including; the vision and goal, district profile and the seven frameworks which are guiding principles that help form the overall structure of the Plan.

Chapter Two: Contains *"Development Status of the District"* in terms of infrastructure, health, education, economic and other sectors. This section provides data and relevant information of each of those sectors which presents the current state of affairs in the district.

Chapter Three: Contains *"Strategic Alignment to MTDPIV 2023-2027"* including; outlining the objective of the Plan and the logical framework of the plan which contains the alignment of the SPAs identified in the District Plan to the MTDPIV Plan.

Chapter Four: Contains *"Financing and Implementation of the Plan"*. This section outlines various sources of financing including from GoPNG, Provincial Internal Revenue sources, the District Services Program and District Infrastructure Grant fundings from National Government including funding from Development Partners and other donor aid organisations as well.

Chapter Five: Contains *"Monitoring, Evaluation and Reporting"* through various M&E modalities that the Government uses in terms of proper monitoring and evaluation and tracking the performance of the District Plan implementation during the plan period from 2023-2027.

Chapter Six: Contains *"Risk Management"* strategy including the matrix which identifies level of risks and how to contain them during the plan implementation period.

Chapter Seven: Contains *"Marketing and Communication Strategy"* including; objectives, target groups and methods of communication.

1.3 North Fly District Profile

Table 1 District Fact sheet

No.	LLGs	Wards	Population by LLG/Wards	Land mass/ forested area	Languages	Cultural heritage
1	Kiunga Urban	6	26,778 (2021 est)	2,346sqkms	6 types	Multi-cultural
2	Kiunga Rural	30	23,549 (2021 est)	7,000sqkms	2 types	Aekyom, Yongom
3	Ningerum Rural	24	26,058 (2021 est)	5,000sqkms	3 types	Ningerum, Aekyom, Yongom
4	Star Mountain	13	25,154 (2021 est)	3,000sqkms	1 type	Faiwol
5	Olsobip Rural	16	6,720 (2021 est)	4,500sqkms	1 type	Faiwol Min
TOTAL	**5**	**89**	**108,259 (2021 est)**	**21,846sqkms**		

District HQ: Kiunga
Kiunga Township (Kiunga Urban LLG)
Grae Station (Kiunga Rural LLG)

LLG HQs: Ningerum Station (Ningerum Rural LLG)
Tabubil Township (Star Mountain LLG)
Olsobip Station (Olsobip Rural LLG)

No. of Businesses Operating:

Associations: 22

Business Names: 168
Cooperatives: 45
Companies: 155
Total of 390
Economy: Mining, Petroleum, Rubber, Vanilla, Fresh Produce (Vegetables), Inland Fishery

1.3.1 Physical Environment and Land

North Fly is located in the north of the province and covers mountains and limestone plateau of the Hindenburg range and the valleys of ok Tedi, Wok Feneng, Palmer, Murray and Strickland rivers. In the south of the district, the steep valleys transform into vast plains, floodplains, and hills of the Fly, Ok Tedi and Strickland rivers. Average annual rainfall ranges from 4000 mm at Kiunga and around 8000mm in the upper ok Tedi valley. Altitude varies from 50m on the Fly floodplains to over 3000m on the Hindenburg range. Total land area is 21,846 square kilometers. Mountains and hills comprise 39 per cent, while plains, floodplains and swamps comprise 61% per cent. Only 5,438 square kilometers are occupied.

1.3.2 Population

The population of North Fly is estimated to be 108,259 by 2021 estimates (source-NSO). The most populated LLG is Kiunga Urban with 26,778, while the least populated LLG is Olsobip Rural with 6,720. Kiunga township itself is now highly populated, followed by Ningerum Station and Tabubil township respectively due to high migration of people from other provinces in search of opportunities. Kiunga is now said to be the fastest growing township in Papua New Guinea and the Southern Hemisphere.

Table 2 Population Distribution by LLG 2011 and 2021 Estimates

LLG	Pop (2011)	Pop -2021 est	Land area per Sq kms	Pop Density
Kiunga Urban	10,728	26,778	700sqkm	11 persons/km^2
Kiunga Rural	14,883	23,549	9,000sqkm	3 persons/km^2
Ningerum Rural	16,694	26,058	3,500sqkm	5 persons/km^2
Star Mountain Urban	15,112	25,154	2,646sqkm	8 persons/km^2
Olsobip Rural	4,886	6,720	6,000sqkm	1 person/km^2
Total	**62,303**	**108,259**	**21,846sqkms**	**5 persons/km^2**

1.3.3 Access to Services

People closer to Tabubil require less than four hours travel to reach the nearest service center, while those on the plains around Kiunga, Ningerum, and east Awin refugee Camp in Kiunga rural require 4-8 hours of travel. People in the Hindenburg range and in the Wok Feneng, Palmer, Murray and Strickland valleys are very remote and require between 3-5 days travel to reach Tabubil. A good weather road built and maintained by OTML links Tabubil to Ningerum and Kiunga. Outboard motor and canoes are common modes of transport along the Fly, Alice and Ok Tedi Rivers.

1.3.4 Incomes

Incomes are low to moderate in rural communities between Ningerum and Kiunga and are derived from sale of fresh food, betel nut, rubber and alluvial mining activities. All other people in the district earn very low incomes from minor sales of fresh food. The ok Tedi Mine provides various sources of income to the people along the impacted areas. Those in

the immediate Tabubil area receive income from royalties and from relatives working at the mine. More People who live along the Fly and ok Tedi rivers have received compensation payments.

1.3.5 Subsistence Agriculture

Sago is the most important food in the area between Ningerum and Kiunga and is supported by low intensity mixed staple cultivation. People in the Hindenburg range cultivate low intensity taro gardens with sweet potato and Chinese taro, while those in the upper ok Tedi and Strickland valleys make low intensity mixed vegetable gardens. In east Awin, settlers cultivate moderate intensity mixed staple gardens.

1.3.6 Land Potential

The land potential is very low on the floodplains around Ningerum, Kiunga and East Awin areas. Common constraints are high rainfall, poor soils and frequent inundation. There is moderate land potential in the hills north of Ningerum. The Hindenburg range and ok Tedi, Wok Feneng, Murray and Strickland valleys have very low to low potential environment constrained by steep slopes, high rainfall and frequent cloud cover.

1.3.7 Agriculture Pressure and Potential

There is a strong pressure in East and North Awin areas of Kiunga Rural and Ningerum Rural respectively, resulting from moderate agriculture being practiced in low potential environment. There are few opportunities for agriculture development in the district with exception of rubber. There is potential for cultivation of other cash crops such as rice in Kiunga & North Awin, vanilla in East Awin, cocoa in Kiunga and Coffee in Olsobip areas.

1.3.8 Disadvantaged People

The most disadvantaged people are from the Hindenburg range and upper Strickland, Murray and Wok Feneng valleys that live in low potential environments, have poor access to services and earn very low incomes. Also, people living near and along the border who have limited opportunities and access to services. People in east Awin are constrained by strong agricultural pressure and very low incomes. People from North Ningerum earn very low incomes, while people from South Ningerum live in low potential environments. Overall, people in North Fly are extremely disadvantaged relative to people in other districts of PNG. There is some agriculture pressure, land potential is low, access to services is moderate and cash incomes are very low. Child malnutrition is of concern.

Fig 1- North Fly District Map

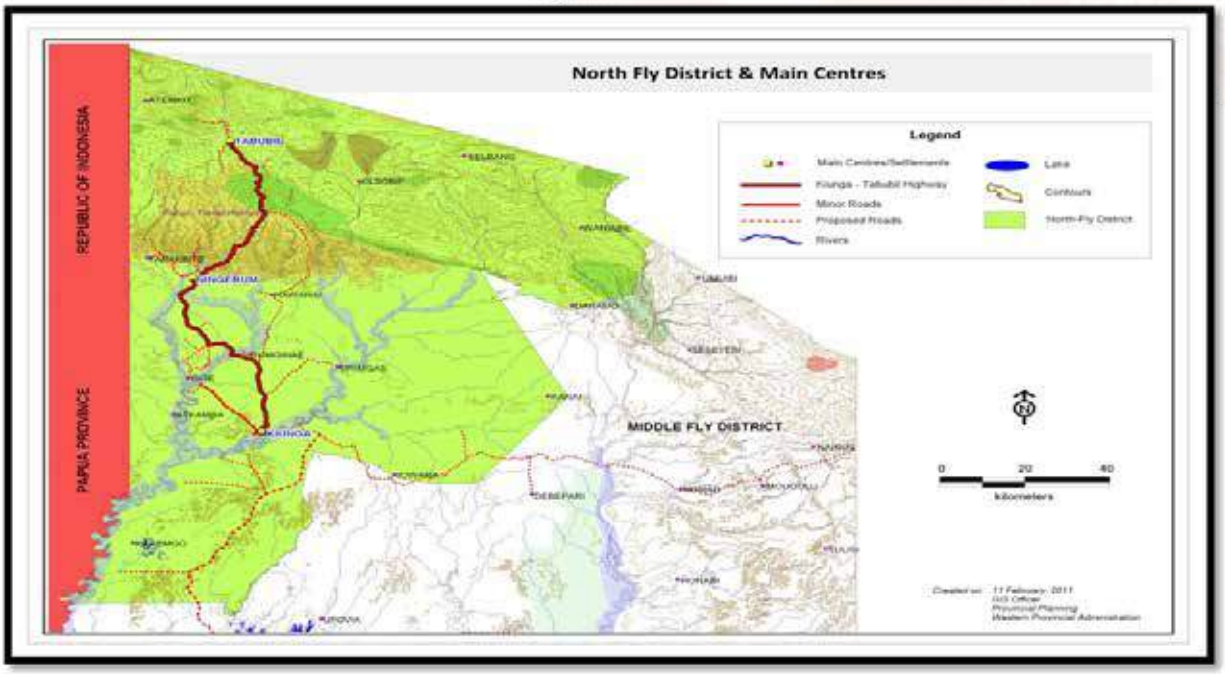

1.3.9 Electoral Boundaries

North Fly District is one of the four districts in the province. It shares a provincial border with Sandaun Province in the north and Southern Highlands in the north east and Gulf in the south east. It shares an international boundary with Papua Province of Indonesia in the West and borders Middle Fly District in the south.

Table 3 - LLG Census Divisions

No	LLG Area	Census Division
1.	Kiunga Urban	Kiunga Urban
2.	Kiunga Rural	East Awin, Ok Tedi Moian, Lower Ok Tedi, South East Awin
3.	Ningerum Rural	North Ok Tedi, West Ningerum, North Awin, West Awin, South West Awin
4.	Star Mountain Urban	Star Mountains
5.	Olsobip Rural	Olsobip, Murray Valley, Faiwol, Kaban

Fig 2- LLG Boundaries Map

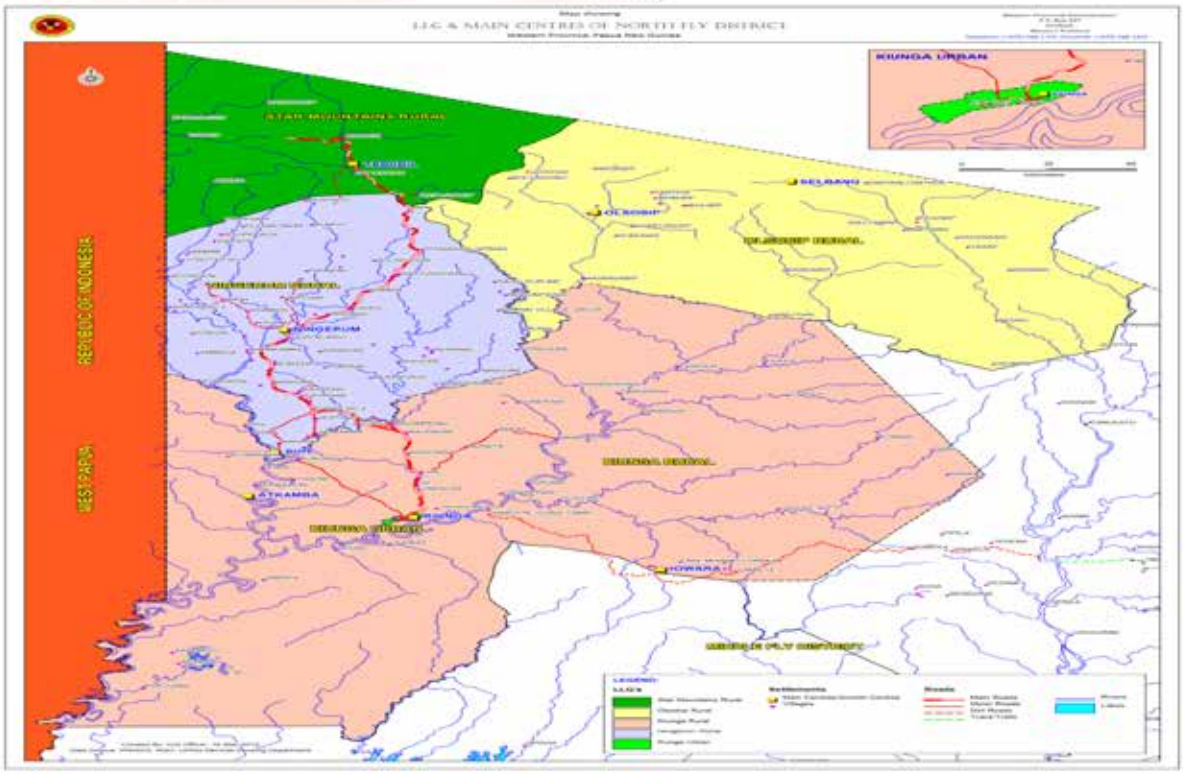

1.3.10 PNG-Indonesia International Border

North Fly District shares part of the international land border with Papua Province, Republic of Indonesia to its west. The district's part of this border area commences from Monument No. 7 at the boundary between Sandaun Province and Western Province and ends at the commencement of the Fly River Bulge at a location called Angamurut, where border marker/ Monument No. 10 is located.

i. Declared Border Government Stations

- Ningerum Station
- Ya'at/ Kelep (yet to establish)

ii. Border Villages

The District has about forty seven villages located within five to fifteen kilometers from the border. This is an estimated population figure for the number of villages along the border areas only. The bulk of the population of most of these border villages have permanently migrated into Kiunga, Tabubil and Ningerum Government Station in the last twenty (20) to thirty (30) years.

- Kiunga Rural LLG - 15 villages (est. pop 3, 500)
- Ningerum Rural LLG - 24 villages (est. pop 4, 000)
- Star Mountains Rural LLG - 7 villages (est. pop 1, 000)

iii. PNG/ RI – International Border Markers

Monuments referred to are hollowed aluminum trapezoid markers about 150 meters in height, with a 150mm width topping and 300mm width base. There are a total of 52 monuments that are erected along International Border commencing from Wutung in the Sandaun Province and ending at the mouth of Torasi River near Bula in the South Fly District. These monuments are the dividers of the "No Man's land" of 500 meters on both sides of the PNG/Indonesia International Border. Fifteen (15) of these international markers are located within the North Fly District stretch of the border.

iv. Memorandum of Agreement

The current Memorandum of Agreement (MOA) between PNG and the Republic of Indonesia states two types of trade. The cross-border trade where traditional inhabitants or crossers within the approved zone are allowed to carry USD 340-00 using traditional border pass or permit which is classified as commercial trade and custom duty applies.

v. Declared Ports of Trading

Current declared ports along PNG/ Indonesia border are Merauke, in Indonesia and Daru and Kiunga for Western Province. The Government of Indonesia is advocating for road connection to foster free trade. The National Government (GoPNG) is working closely with border provinces and districts including Western and North Fly for proposed plans to build border infrastructure including; border posts, roads and other infrastructure to properly facilitate trade. The NF DDA has proposed Ambaga Border Post facilities establishment which will include, customs and immigration, quarantine facilities, defense, etc. These are part of long-term GoPNG development proposals for the international border.

vi. International Linkages

The district through the current leadership is determined on linking the Republic of Indonesia through road development (Alice Pit- Ambaga – Brimkamba – Butmambin - Yetetkun). Likewise, plans are underway to link Indonesia via Air services from Kiunga to Merauke. The socio-economic development of NFD and Western Province is associated with the international trade. The focus will be to promote, market and export rubber, rice, vanilla etc from NFD to Papua Province and Indonesia, and vice versa to import manufactured goods from greater Indonesia including Jakarta through Woropko in Papua Province, which should provide new regional economic development.

vii. PNGDF – Forward Operating Base (Kiunga)

The PNGDF Forward Operating Base (FOB) in Kiunga was established to protect the sovereignty of the state of Papua New Guinea to promote and maintain border security in terms of reducing threats along the PNG/Indonesian Border. The Provincial Administration (WPA), District DDA, Police and PNGDF have been working closely through routine patrols along the length of the border.

1.4 Development Framework

1.4.1 Legal Framework

The Planning and Monitoring Responsibility Act 2016 directs the framing of the Development Plans at sub-national levels including for Provinces and Districts aligning to the National Government's Plans. The Organic Law on Provincial and Local Level Governments (OLPLLG) Act 1995 also provides the legal basis for service delivery in Provinces and LLGs mandating the responsible Governments with planning, budgeting and implementing and reporting on delivery of goods and services. The District Development Authority (DDA) Act 2014 makes provision for Districts to formulate and implement the 5-year District Development Plan in this case the NFDDP 2023-2027 aligning the Annual District Budgets to the Plan.

1.4.2 Planning Framework

The North Fly District will use the overarching policies and plans of the National Government such as the Medium-Term Development Plans, PNGDSP 2010-2030 and Vision 2050 to frame its Development Plan. Thus, the NFDDP 2023-2027 is fully aligned to the MTDPIV 2023-2027 in terms of implementation of key investments under the DIPs and SPAs. NFDDP 2023-2027 is also aligned to the Integrated Provincial Development Plan (IPDP) and the *"Western Province New Way Forward Strategy 2023-2027"* in terms of implementation of Key Priority Areas (KPAs) of Health, Education, Economic Empowerment, Transport Infrastructure and Law & Justice and other Enablers.

Fig 3- High Level Policies, Strategies and Legislations

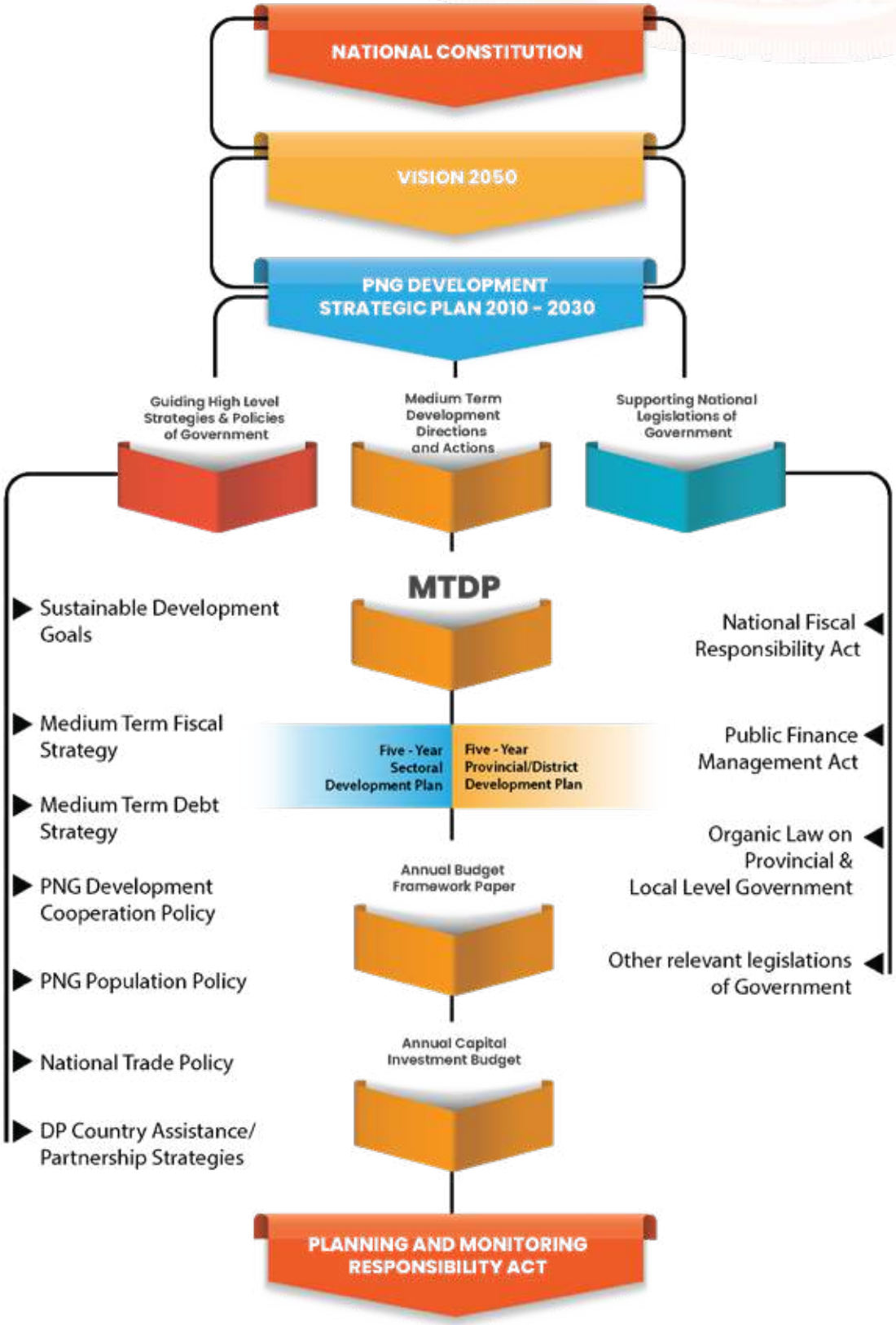

Source: Medium Term Development Plan IV 2023-2027

1.4.3 Budget Framework

The Annual District Budgets will be aligned to the NFDDP 2023-2027, since the District Plan contains programs and projects under DIPs which are to be funded from the Capital Budget of the MTDIV plan. District Budget Strategy Paper (DBSP) will be developed annually to guide the formulation of the Annual Budget for its implementation through resource allocation (funding appropriation).

1.4.4 Service Delivery Framework

The North Fly District through the NFDDP 2023-2027 will ensure minimum service standards are fully delivered in the district in this medium-term plan period, to achieve maximum service delivery.

Table 4 Minimum Services Standards

SPA	Sector	Type of Minimum Service	Service Level Classification	Level of Government	Funding Source
SPA 1	Markets	LLG Market	Level 3, 4	District	PSIP/DSIP
		District Market	Level 4		PIP/PSIP/ DSIP
		Provincial Market	Level 5	Province	PIP/PSIP/DP
	Growth Center	SME Incubation Centre	Level 3, 4	District	PIP/DSIP/DP
		Supermarket	Level 4		Private Sector
		District Township	Level 4, 5	District / Town	PIP/PSIP/ DSIP/DP
	Agriculture Commercialization	Large scale Downstream Processing	Level 4, 5		PIP/PSIP/ DSIP/DP
		Large Plantations & Farms	Level 4, 5		PIP/PSIP/ DSIP/DP
	Banking	Eftpos Machines	Level 1, 2, 3	District	Private Sector
		ATM	Level 4		Private Sector
		Banking Agent	Level 4		Private Sector
		Micro Bank Branch	Level 4		PSIP/DSIP
		Commercial Bank Branch	Level 4		PSIP/DSIP
SPA 2	Transport	District Roads Sealed	Level 4	District	PIP/PSIP/ DSIP/DP
		District Road Good Condition with proper bridges	Level 4		PIP/PSIP/ DSIP/DP
		District Jetties/ Wharves	Level 4		PIP/PSIP/ DSIP/DP
		Airstrips	Level 4		PIP/PSIP/ DSIP/DP

	Transport	Provincial Road Sealed	Level 5	District	PIP/PSIP/DP
		Provincial Wharves in good condition	Level 5		PIP/PSIP/DP
		Provincial Airports	Level 5		PIP/DP
		Shipping Ports	Levels 6, 7	National	PIP/DP
		International Airports	Levels 6, 7		PIP/DP
	Electricity	Main grid connectivity	Level 4, 5	District / Province	PIP/PSIP/ DSIP/DP
		Off-Grid Connectivity	Level 4, 5		PIP/PSIP/ DSIP/DP
		Diesel Power	Level 4, 5		PSIP/DSIP
	ICT	Radio Coverage	Level 4, 5	District / Province	PIP/PSIP/ DSIP/DP
		TV Coverage	Level 4, 5		PIP/PSIP/ DSIP/DP
		Mobile Communication	Level 4, 5		PIP/PSIP/ DSIP/DP
		Internet (4G+)	Level 4, 5		PIP/PSIP/ DSIP/DP
SPA 2	Water	Province/District HQ Clean and Safe Water	Level 4, 5	District / Province	PIP/PSIP/ DSIP/DP
		Communities with Clean Pipe/Tank Water	Level 4, 5		PIP/PSIP/ DSIP/DP
	Sanitation	Province/District HQ with proper Sanitation	Level 4, 5	District / Province	PIP/PSIP/ DSIP/DP
		Communities with Proper Sanitation	Level 4, 5		PIPPSIP/ DSIP/DP
	Housing	District Public Institutional Houses	Level 4	District	PSIP/DSIP
		Member of Parliament's House in District HQ	Level 4		PSIP/DSIP
		President House in District HQ	Level 4		PSIP/DSIP
		Councilor's Houses	Level 1	District	PSIP/DSIP
	Administration	District Head Quarters	Level 4	District	PSIP/DSIP
		MP Office in District HQ	Level 4		PSIP/DSIP
		President Office at District HQ.	Level 4		PSIP/DSIP
SPA 3	Health	Community Health Post	Level 1, 2, 3	District	DSIP
		Community Health Centre	Level 3		DSIP

SPA 3	Health	District Hospital	Level 3		PIP/PSIP/ DSIP/DP
		Provincial Hospital	Level 4	Province	PIP/PSIP/ DSIP/DP
		National Referral Hospital	Level 5	National	PIP/PSIP/ DSIP/DP
SPA 4	Education	Early Childhood Education Center	Level 5	Province	DSIP
		Primary School	Level 5		DSIP
		High School	Level 3, 4		PSIP/DSIP
		TVET	Level 4		PIP/PSIP/ DSIP/DP
		Secondary School	Level 5	Province	PIP/PSIP/ DSIP/DP
		University Center	Level 3, 4		PIP/DP
		Technical College	Level 4		PIP/DP
		FODE	Level 1, 2, 3		PIP/PSIP
		National Polytech	Level 4	National	PIP/DP
		Training Colleges	Level 4		PIP/DP
SPA 5	Law & Justice	Village Court House	Level 1, 2, 3	District	DSIP
		District Lockup	Level 3		PIP/PSIP/ DSIP
		District Police Station	Level 3		PIP/PSIP/ DSIP
		District Court House	Level 4	Province	PIP/PSIP/DP
		Provincial Police HQ	Level 5		PIP/DSIP/DP
		Provincial CS	Level 5		PIP/DP
		Provincial Mobile Squad (MS) Unit	Level 5		PIP/DP
SPA 6	National Security	Bio Security Quarantine Facility	Level 5	Province	
SPA 7	Good Governance	IFMS	Level 4, 5, 7	Provincial/ National	PIP/DP
		Alesco Payroll System	Level 4, 5, 7	Provincial/ National	PIP/DP
SPA 9	Digital Government	Ward Recorder	Level 1, 2, 3, 4	District	PIP/DSIP
		PNGCIR	Level 4		PIP
		Provincial and District Information Management System	Level 4, 5	District / Province	PIP/PSIP/DP
SPA 11	Population &Youth	District Sport Field	Level 4, 5	District	PSIP/DSIP
		Provincial Sports Stadium	Level 5, 6, 7	Province / National	PIP/PSIP/DP
SPA 12	Strategic Partnership				

1.4.5 Monitoring and Evaluation Framework

Under this framework, the NFDDP 2023-2027 endeavors to achieve the following; Implement and monitor the investment projects/programs that have been funded under the Capital Budget from various financing sources. Also Report on the return on investments (results) of those programs and projects; and Track programme and sectoral performance on indicators related to inputs, outputs, outcomes and impacts. Results monitoring will be critical in the M&E function in terms of how the capital investment budget is being spent on programs and projects and with what outcomes. It includes identifying the deficiencies in terms of accountability and transparency in the use of public funds, and reporting accordingly. The District Planning office will coordinate the monitoring and evaluation of the NFDDP 2023-2027. It will assist the program sectors and LLGs to monitor and evaluate outcomes of programs, projects and interventions that are in line with the District Plan.

1.4.6 Partnership Framework

Under this framework, the North Fly District DDA through the NFDDP 2023-2027 will formulate Service Delivery Partnership Agreements (SDPAs) with Provincial Government and Stakeholder Development Partners (refer to SPA 12) when implementing programs and projects as key investments under the District Plan. The Public Private People Partnership (PPPP) model will be used in engagements with development partners.

CHAPTER 2 DEVELOPMENT STATUS OF THE DISTRICT

"Fostering Growth through Socio-Economic Development"

02 CHAPTER 2 DEVELOPMENT STATUS OF THE DISTRICT

The North Fly District has been classified under "districts that have very good Public Utilities" in the classification 3, category A of table C5.1.1 current status of service categories for each District in Western Province.

Fig 4: Services Categories by Districts

District	LLG Name	District Headquarter	Current Status
North Fly	1. Kiunga Rural 2. Kiunga Urban 3. Ningerum Rural 4. Olsobip Rural 5. Star Mountains Rural	Kiunga	**Classification 3: Category A:** Districts or Rural Towns in Rural Districts that have very good Public Utilities
Delta Fly	1. Balimo Urban 2. Bamu Rural 3. Aramia Gogodala Rural 4. Fly Gogodala	Balimo	**Classification 3: Category D:** Districts or Rural Towns in Rural Districts that are remote and have very low Access
Middle Fly	1. Lake Murray Rural 2. Nomad Rural	Nomad	**Classification 3: Category D:** Districts or Rural Towns in Rural Districts that are remote and have very low Access
South Fly	1. Daru Urban 2. Fore Kiwai 3. Fly Kiwai 4. Morehead Rural 5. Oriomo-Bituri Rural	Daru	**Classification 2: Category B:** Districts in declared Provincial Towns that have adequate Public Utilities

Source: Medium Term Development Plan IV 2023-2027

This is mainly attributed to the fact that the district is the host to one of largest mines (Ok Tedi) that generates 70-80% of country's foreign exchange income through extractive (mining) industry and contributes almost 30% of country's GDP. Ok tedi operations in the North Fly since 1980s, has resulted in development of the townships of Tabubil and Kiunga including; infrastructure such as roads, bridges, airports and wharves and service utilities like power and water. The district has benefitted from these very vital infrastructures because of Ok Tedi Mine. Nevertheless, since 2018 the Provincial Government (FRPG) and the North Fly DDA have been working closely with OTML board and management to transfer some of these key assets to be owned by the Provincial Government to continue service delivery to the citizens of North Fly and Western Province.

In line with the MTDPIV Plan structure, the districts are required to outline their development status in the areas of economic, infrastructure, health, education, etc so as to achieve the minimum service requirements. The following brief provides the development status of the sectors in North Fly:

2.1 Economic Sector

i. Agriculture cash crops

- In terms of rice development, the district is venturing into commercial rice production including; going into mechanized farming using machines and available technology and acquiring of large hectares of customary land for paddy rice estates development. Also, the completion of rice factory in Kiunga pending its commissioning, where it is estimated to mill 1,500kg of rice per hour or 12,000kg per day for domestic supply as well as for exports in the near future, which will greatly assist replace imports of rice by business houses. In the meanwhile, smallholder rice farming and production (est 300kg milled in 2022), continues in selected areas in the district with support from the District DAL through extension services and farmer trainings including distribution of rice seedlings and micro mills, and other tools to assist farmers.
- In terms of rubber development in the district, rubber has been one of major income earner for rural communities especially for families involved in small holder rubber farming. The rubber farmers are currently being paid at K2/kg of cup lump an increase of K1.20 from previous years. This is made possible through price enhancement program (2023-2027) with support from NF DDA. The rubber factory has existed in Kiunga since 1990s, with rubber production of both cup lump and PNGCR10 being exported to overseas markets. According to North Fly Rubber Ltd.'s Annual Report of 2018 on cumulative planting data from 1993-2018; out of the total of 9,000 hectares of rubber planted for Western Province, North Fly had 3,960 hectares of rubber planted which is equivalent to 44% which is more than other districts.
- Cocoa development in the district is at the early stages with pilot project commencing in 2021. Since then, there have been 1,500 plus seedlings distributed through the District DAL to the farmers. This has enabled the establishment of cocoa bush source nurseries in kiunga and East Awin which supported seed production for root stocks and further into fruiting. There are SMEs and cooperatives that have links to PNG Cocoa Board who are also trialing cocoa in the district as well, of which the NF DDA is partnering to support them build up their capacity in terms of production and marketing.
- Fresh produce development in the district commenced recently with piloting of a model farm outside of Kiunga. The entity North Fly Agro Ltd with support of NF DDA is currently modeling the farm on 12 hectares of customary land of which 3 hectares has been used to produce varieties of vegies and fruits. It has now extended into commercial scale supplying 3,000kg of fresh produce in 2022/2023 to companies and supermarkets in Kiunga.

ii. Spices

- Vanilla development in the district commenced back in 2018/2019 with small holder farmers from East and North Awin growing vanilla in their plantation blocks and farms. With the Westagro master plan developed and launched in 2018 called for partnership between Provincial Government, Districts, OTDF and OTML. Eventually Innovative Agro Industry was brought in to be the implementer of vanilla industry in north fly through the West Agro Holdings Ltd and operated as Fly Vanilla. Now that the factory (AIC) is established in Kiunga, it brings the market closer to the farmers who can be able to sell their vanilla beans (green & dried) at a good price. The District DAL team continues to provide extension services and farmer trainings on vanilla to assist people in the district.

iii. Livestock

- Livestock sector in the district has not been fully developed thus, needs more attention and resourcing. Livestock animals that are currently being produced and reared under the coordination of the District DAL division are; cattle, goats, deer and piggery with small holder farmers stationed in Ningerum and Kiunga Rural areas. The DAL division continues to provide extension services and farmer trainings on livestock. There is greater participation among the people from kiunga urban, kiunga rural and ningerum along the highway in poultry (chicken/duck) farming for family's income needs. There are also local companies in Tabubil and Kiunga who are venturing into layer poultry farming (production of eggs from layer chickens) and broiler production (chicken meat) using facilities built.

iv. Fisheries

- Fisheries sector in the district has been exceptional with more concentration being undertaken on inland fish farming with supply of fish fingerlings, etc. The district fisheries office continues to provide extension services and farmer trainings to support small holder fish farmers including artisan or subsistence fishermen. The fishery research centre in Kiunga will need to be rehabilitated to provide avenue for scientific research and technical analysis on fish species and breeding techniques in the district.

v. Forestry

- Forestry sector activities in the district have been minimal with only one project to date which is the East Awin logging, but has since downgraded with operations ceasing in recent past months. The district with the help of National Government needs to heavily invest in this sector through sustainable projects. This will help bring in much needed revenue; the log export development levy that normally comes in to support the district budget with programs and projects and to improve the socio-economic development indicators in North Fly.

vi. Mining & Petroleum

- The district is host to one of biggest mines the Ok Tedi Mine Ltd. The mining sector is currently the dominant benefactor in the local economy as well as national economy of the country. The district benefits from mining through; local employment opportunities, local contracts, SMEs, alluvial mining activities and other arrangements like CMCA trust projects and compensation payments. The DDA benefits through Royalty and Dividend payments through the MROT2 investments to support the district budget. To date there are no other new prospects for mine development, rather extension of current mine life of ok tedi by another 50 years per independent studies and per outcome of recent review on the MOA between state and other parties.

- The district is host to some of the petroleum projects including Pn'yang, Stanley and Ketu-Elevala which have been recognized and supported by the National Government. These oil and gas fields have bigger prospects of supporting and propelling the national economy including creating thousands of jobs and bringing infrastructure development to the country and local economy of the district through equity and royalty payments, business development grants, development levies, infrastructure development grants and high impact infrastructures projects funds.

vii. Tourism and Culture

- Tourism sector is a sleeping giant in the district due to its potential in terms of various tourism products available through natural rich environment and resources that the district has to offer. There are local tourist operators in the district providing tourism activities for the tourists that visit the district each year. Some of the tourists' attractions that north fly can offer include; bird watching, photography, hiking, river kayaking or river safari, to name few. The district DDA will need to place emphasis in developing infrastructure such as road links, bridges, 24-hour power (electricity) and water supply, freight subsidy in transport/logistics and to also support local tourism SMEs with funding support to build cottages and guest houses to provide suitable accommodations for tourists. The DDA will also work together with the tourism promotion authority to promote North Fly as a tourism destination.
- The district has distinct cultures that it promotes including the now Sel Kambang Festival which commenced back in 2019 and is currently an annual event which coincides with the Independence week in the month of September. The national cultural commission has included the sel kambang festival as part of the national events.

viii. Banking & Finance

- Banking services in the district are provided by BSP bank which is the only commercial bank in Kiunga serving majority of customers from Ningerum, Kiunga Rural and Kiunga Urban LLGs and also Middle Fly District as well. While smaller banks which are National Development and MiBank have smaller base customers providing lending and micro finance services. Tabubil has BSP and Westpac banks which serves parts of Ningerum, Star Mountains and Olsobip LLGs and Telefomin District as well. It also has micro finance as well.
- Financial institutions also do exist in the district with the likes of TISA, Nambawan Supa and other smaller finance companies providing financial services in both Kiunga and Tabubil.

ix. Micro Small Medium Enterprises (MSMEs)

The number of businesses operating in the district are estimated to be 390 which includes; associations, companies, business names and cooperatives. Out of these about 60% are Papua New Guineans and 40% are foreigners, and out of 60% national businesses, 20% are from North Fly and Western while 40% are from other provinces. Local SMEs involved in agric/livestock, fishery, forestry and tourism businesses including women entrepreneurs have the potential to drive the local economy in a big way in terms of providing job opportunities, etc. Hence, they need empowerment from Government through SME capacity building programs and funding support through credit facilities.

2.2 Infrastructure Sector

i. Land Transport

- The district is slowly being connected by road network since 2019, from Olsobip to Ningerum and across the west towards the Indonesian border and down the highway

to kiunga and across the fly river in Kiunga Rural. Total estimated 339kms of new roads are being upgraded and constructed and estimated 93-95kms of existing roads are to be maintained while 5-10kms of roads are to be sealed within and around Kiunga township. The 136km Kiunga-Tabubil highway is currently being sealed through TCS funding from Ok Tedi Mining Ltd (OTML).

- The district currently has 12 bailey bridges of which 9 are in good condition while 3 are in very bad condition, and out of total 5-foot bridges, 1 is in excellent condition while 4 are in very bad condition. Also out of 6 culverts, 4 are in good condition while 1 is in very bad condition and 1 is in construction stage. In addition, there are about 2 causeways and 1 pontoon which are in very bad conditions.

ii. Air Transport

- The district has 2 airports and 18 rural airstrips. Out of the 18 airstrips, 11 are open while 4 are closed and 3 are under construction. These airstrips provide much needed access to 70% of rural population who are not connected by road such as those from the Olsobip LLG areas who are remotely located. The two airports of Tabubil and Kiunga are serviced by Dash-8 and ATR aircrafts operated by Air Niugini, PNG Air and Ok Tedi Mine, as well as helicopters, twin otter and one engine airplanes operated by third level airline companies. These two airports are very busy in terms of processing passengers and cargoes almost every day by connecting to other major airports and the smaller rural airstrips as well.

iii. Water Transport

- The district is connected by rivers including the mighty Fly River which snakes up from the south of the province passing through the middle fly district and eventually ending up in the North Fly in the mountains of Olsobip LLG. The fly river is the lifeline sustaining the economy of the north fly district in particular the Ok Tedi Mine's operations with ships transporting much needed supplies to Kiunga and Tabubil from Port Moresby and Ok Tedi ship's transporting copper and gold out of the river port in Kiunga. The district has 3 wharves belonging to OTML, Government and contractor (Star West Construction). Two wharves are in good condition while the other government owned wharf needs proper dredging. Apart from the 3 wharves, there are 3 ramps but no jetties.

iv. ICT

- In terms of telecommunication services in the district, Telikom PNG has been operating since 1990s in Tabubil and Kiunga providing land line telephone services. Digicel entered the district in the 2000s bringing in wide coverage of the mobile network including internet coverage from 2G to now 4G. Bmobile has also been providing mobile and internet services but limited to Kiunga and Tabubil locations. Today, almost 60% of population in the district has access to mobile and data services mainly through Digicel's network and service. In terms of Radio services, Fly FM which is Ok Tedi's radio service has been operating in the district particularly in Tabubil. Also, NBC radio is being broadcasted in whole of western province including north fly. In terms of TV service, concentration was in Kiunga and Tabubil with Ok Tedi providing through Hitron TV services at a monthly service fee, but now Digicel is also proving the service through Digicel TV play box which is not only limited to urban towns but also to rural areas.

v. Electricity

- Currently electricity supply is concentrated to 30% of the population in the district. The Ok Tedi power limited is the main supplier of electricity to Kiunga and Tabubil townships using their diesel-powered generators with both power stations located in Kiunga and another in Tabubil. Ok Tedi also has Hydro power station which supplies power for its

Mine and Mill operations. Rural LLG centres in the district do not have reliable power supply for schools, health posts and other government rural facilities. Hence, there is real issue with electricity which needed to be extended to the rural areas where majority 70% of our people live. The district will continue to tap into other reliable energy sources in particular solar and hydro power using abundant natural resources.

vi. Water, Sanitation and Hygiene

- In terms of water supply in the district, only 10% of population residing in Kiunga and Tabubil townships have access to treated water using Ok Tedi's water supply systems (reservoir tanks). 50% of population in settlements and rural villages use water/tanks and underground wells as their water source, while 40% including schools, health facilities and other institutions use tanks/piped water using their own water sources. In terms of sanitation, only 30% have access to proper sanitation systems including use of flush toilets, while majority 70% do not use proper sanitation systems and resort to use of pit latrines/toilets and open spaces. In terms of hygiene, overall, many in rural villages and communities to do not practice proper hygiene. Even in urban centers hygiene practice has been irregular, thus needs more awareness. In markets and other public places, hygiene practices need to be prioritized.

vii. Housing

- In terms of institutional housing in the district, the National Housing Commission owned houses were first built in the 1990s in partnership with the district for public servants working in Kiunga. The houses were occupied by the police personnel, the provincial works department staff and staff of the north fly district administration. These houses continue to exist to this day, but are in dire need of maintenance and reconstruction. In 2007, the district administration built total of 38 houses which are currently occupied by the Provincial and District Administration staffs. These houses again need major maintenance and refurbishment. Other government houses are located in Ningerum station in Ningerum LLG and Tabubil in Star Mountain LLG of which Ok Tedi mine assists in maintaining those houses for public servants. There are no proper government houses in Olsobip and Kiunga Rural LLGs.

2.3 Health

- Health indicators for the district have declined until in the recent years from 2021, we have seen some improvements but there is more work that needs to be done by all stakeholders. In terms of number of facilities in the district, there are 2x hospitals; Tabubil hospital owned by the Ok Tedi Mine, serves the mining township plus the Star Mountain and Olsobip LLGs and some parts of Ningerum down to Kiunga Rural especially patients on referral cases. Another is Government owned hospital in Kiunga, which serves almost patients from whole of the district including those from middle fly. Also, there is 1x rural hospital owned and operated by the ECPNG Church which serves the Kiunga rural population including patients sent from Nomad LLG in Middle Fly district who are on emergency cases. In terms of other smaller health facilities; there are total of 5 x Urban Clinics, 3x Health Centres, 5x Community Health Posts and 29x Health Posts. Out of total 45 health facilities in the district; 33 are opened while 12 are closed.

2.4 Education

- Education indicators for the district have also declined in the past until recent years from 2018, we have seen the trend picking up. Nevertheless, there is still a lot more work to do by all stakeholders involved. In terms of number of education institutions in the district, there are 2x University Centres; Tabubil (Divine Word) and Kiunga (UPNG). UPNG Centre in Kiunga is at low capacity and needs upgrading of proper infrastructure

and facilities. FODE education has 2x centres privately run in Kiunga and Tabubil, while TVET has 1x centre in Ningerum LLG and 1x Technical College formerly known as Kiunga Vocational Training Centre. There are 3x Secondary schools and 3 x High schools and 61 Primary schools with 27 upper primary and 34 lower primary and 145 Elementary schools now replaced by Early Childhood (ECEs).

2.5 Law & Justice

- Law and justice indicators just like health and education are lower for the district contributed by lack of availability of better infrastructure and facilities, and further to that lack of funding and human resource capacity issues. In terms of existing law and justice facilities; there are 2x district court houses in Kiunga and Tabubil, 3x Police stations in Kiunga, Ningerum and Tabubil and 1x District Rural Lock-up (CIS facility) located in Ningerum. There is 1x mobile squad based in Tabubil as part of Ok Tedi Mine's operations support. There are estimated close to 50 police personnel serving in the district under North Fly command and 23 CIS personnel including 3 females stationed at the Nigerum CS facility.

2,6 National Security

- National functions or border agencies include; defense, customs, NAQIA, foreign affairs etc. Those currently serving in the district include; Defense personnel (PNGDF) based at the Forward Operating Base (FOB) in Kiunga who are responsible for border patrols and PNG Customs with offices in Tabubil and Kiunga who are facilitating cargo imports through the three wharves at Kiunga and also the domestic and international flights coming into Tabubil. There is need for presence of other agencies like immigration and NAQIA but these will be fully established, once Border Post development in Amabaga, Ningerum LLG takes effect in the near future.

2.7 Public Finance Management

- The district is now connected with the Integrated Financial Management System (IFMS) since May/June of last year 2023. After the rollout with the help of IFMS team the district PGAS budget was converted into the IFMS budget, enabling commitments of Government payments through this system. The 2024 budget will be fully IFMS recognized.

2.8. National Identification & Public Service Administration

- The district now has the NID registration system launched in 2022 and currently in operation. The NID office is now operating from the existing District Administration Building at the ground floor. The NID office has so far registered 10,570 persons out of total 87,706 in the district.
- In terms of public service administration and reforms through the district and provincial HR, some officers from the district and LLGs have undergone training for upskilling of public service knowledge through their enrollment for courses at the SILAG in Port Moresby. The DFAT through the Organizational Capacity Assessment (OCA) has conducted workshop in 2023 and the Provincial Administration has pledged for their support to conduct further workshops and trainings for Districts and LLG staffs to capacitate them.

2.9 Population, Youth & Women Empowerment

- Sports development in the district has not been consistent in terms of development of various sporting codes and personal and career development of athletes. One reason has been due to lack of proper sports facilities. Currently, there are 4x facilities in

Tabubil and 3x facilities in Kiunga, which is open fields with structures as grand stand base, indoor and outdoor basketball and volley ball courts etc. Sports facilities in LLG centres include; 2x facilities in Ningerum, 3 x facilities in Kiunga Rural, 3 x facilities in Star Mountain and 2x facilities in Olsobip and theses are not properly built facilities. Hence, there is need for all sports facilities in the rural and urban centres developed to proper standards in order to properly enhance sports development in the district. In terms of youth development, there is existing youth association(s) but needed to be properly affiliated to National Youth Development Authority (NYDA) for the district in order to be recognized and assisted by National Government through NYDA and donor agencies and development partners. Women in the district needed to be empowered to be given equal opportunities to participate in economic growth and development.

2.10 Strategic Partnerships

- Partnerships in the district has been getting stronger since 2018. The district through the DDA and WPA has partnered with various agencies and organisations and development partners to enhance North Fly's development priorities commencing from 20218; under the Western Province New Way Forward Strategy 2018-2022 with focus on health, education, agri-business and enabling infrastructure. It is through this new way forward strategy that the district has been able to partner with private sector including; OTML, OTDF, PNGSDP, etc in terms of infrastructure and agri-business development and the CSOs and Churches and NGOs such as Catholic and ECPNG and World Vision, Save the Children and others in the areas of health and education services. The district has also been able to partner with Republic of Indonesia to develop the new border post and other infrastructure and services to enhance trade and economic opportunities or people of North Fly and the People of Indonesia through Merauke in West Papua region.

In summary, the development indicators of North Fly have improved since 2018 in the overall socio-economic development, due to the fact that first and foremost there is strong partnership with development partners and key stakeholders in the district. Also, there is political and administrative stability in terms of strong political will and the collaboration and cooperation of the public service machinery aligning to the key policy decisions of the Political head which is the Open Member. Nevertheless, there is still a lot of room for improvement in the areas of adhering to Public Finance Management Act, Procurement Act and the Public Service Act and respective policies and guidelines set by the National Government for Provinces and Districts to adhere to in driving Government's overarching goals and objectives under the medium-term development plan four (MTDPIV).

CHAPTER 3 STRATEGIC ALIGNMENT TO MTDP IV 2023 -2027

"Fostering Growth through Socio-Economic Development"

03 CHAPTER 3 STRATEGIC ALIGNMENT TO MTDP IV 2023 - 2027

3.1 Objective of the Plan

The Objective of the NFDDP 2023-2027 is to:

"To Implement the twelve Strategic Priority Areas of the MTDPIV by investing in key programs and projects aligning to the National Government's Deliberate Intervention Programs".

3.2 District Logical Framework

The North Fly District logical framework covers the ten (10) Strategic Priority Areas out of the total twelve (12) SPAs contained in the MTDPIV plan 2023-2027. Each log frame contains four (4) tables.

Table one (1) contains key investments (District Programs & Projects) to be invested and implemented in those respective LLGs and wards.

Table two (2) contains Minimum Services Standards which are key deliverables needed to be achieved within the medium term (5 year) plan period in the district.

Table three (3) contains implementing strategies which will assist deliver on the Minimum Service Standards.

Table four (4) contains district indicators which are measurable and basically are outcomes that are proposed to be achieved within the plan period. Baseline indicators are used to project the outcomes.

Fig 5- Logical Framework NFDDP 2023-2027

SPA 01

STRATEGIC ECONOMIC INVESTMENT

• OBJECTIVE

TO EMPOWER ECONOMIC SECTORS IN NORTH FLY THROUGH STRATEGIC INVESTMENTS

Overview

The Economic sector plays a significant role in the promotion of sustainable socio-economic development in north fly. The Mining sector is currently the biggest sustainer of local economy through job creation, spin-off business opportunities and social & economic benefits. Agriculture sector has been the livelihood driver for the district in terms of providing income for the people through subsistence rural farming and marketing activities. Rubber industry has been dominant cash crop providing average income for families who are small holder farmers. The district is currently venturing into commercial scale-based agriculture including looking at export based for Rice and Vanila cash crops due to establishments of respective production facilities like rice mill and Vanila Agro Industrial Center in Kiunga. Broiler poultry breeding is being encouraged in the livestock sector with plans for hatchery set up, while in the fishery sector, focus will be on empowering locals to go into inland fishery or fish farming for commercial and food security purpose. The district is also looking at increasing locally owned SMEs through provision of SME fundings and SME loan/credit facilities, while in the forest sector, the district is looking at down-stream processing, and developing eco-tourism products in the tourism sector. The district intends to also make land available by unlocking land potential for investments in key economic sectors including development of Special Economic Zones (SEZs).

Challenges

Lack of accessibility including roads and other transport infrastructure, high logistics and transport costs, environmental damages/pollution and isolated communities are among some of the challenges faced in the economic sector.

Way forward

The Western Province New Way Forward 2023-2027 identifies Economic Empowerment as Key Priority Area number three (3) which intends to focus on the following outcomes including; agriculture, livestock, fisheries, establishment of cooperative societies, forestry, tourism, SME, land mobilization and extractive industry.

Financing

A projected investment of ***K70.7 million*** is needed to deliver priorities of economic sector by 2027.

Focus Projects

The following District investment programs and projects under the Deliberate Intervention Programs (DIPs) are identified to address the above key priority areas of the Economic sector:

DIP 1.1 - Commercial Agriculture & Livestock Development

i. Develop LLG Markets x 2 (KRLLG & OLLG)
ii. Redevelop Kiunga Town Main Market
iii. Cocoa Nursery Development - Ningerum (Westawin) & Olsobip (Olsobip Ward)

iv. Rubber Factory Upgrade (Agrim) & 1 x Nucleus Estate Development (Iowara)
v. Commercial Rice Production
vi. Broiler Production – Kiunga
vii. Vanila Support – 1 x AIC at Iowara
viii. Market for Village farmers support- supply & value chain for Fresh Produce

DIP 1.2 Mining & Petroleum

i. Alluvial Mining Support- Ningerum LLG
ii. P'nyang Resource Project Support -LO Mobilization & Benefit Sharing initiatives (OLLG)

DIP 1.3 - Fisheries Development

i. Inland Fish Farming Support

DIP 1.5 - Banking & Finance

i. Establish Commercial Bank (Kina bank) in Kiunga

DIP 1.6 - Micro Small Medium Enterprises (MSMEs)

i. Incubation Hub/Centre establishment in Kiunga
ii. SME Funding for local SMEs in Agriculture/Livestock/Fisheries/Tourism
iii. MSME Accelerator Program

DIP 1.7 - Tourism, Arts & Culture Development

i. Bird Watching in Kiunga/NF- under Sustainable Tourism Development Program

DIP 1.8 - Trade & Investment

i. NF Free Trade Zone Development Support- under Special Economic Zone Development

DIP 1.10 - Land Development

i. Border and FTZ Survey & Development (Ambaga border post)
ii. Urban Townships & Growth Centres survey & development – Ambaga/Ningerum/Grae/Iowara
iii. Land Partnership Program (Govt & LOs) for developments/investments purpose

Tables 1 through 4 below outline the investment requirements, minimum service standards, strategies, and expected development outcomes projected for this sector.

TABLE 1 INVESTMENT

MTDP IV DIPs		District Programs/ Projects	LLGs/ Wards	Annual Allocation (K'mil) 2023	2024	2025	2026	2027	Total est costs (K'm)	Funding Source(s)
DIP 1.1 Commercial Agriculture and Livestock Development										
DIP 1.1	1.	LLG Markets Development	OLLG, KRLLG	1.0	0.5	0.0	0.0	0.0	1.5	DSIP
	2.	Kiunga Town Market Redevelopment	DHQ	0.0	0.5	5.0	3.0	0.0	8.5	DSIP, PIP, ITCs, Non-CM-CA
	3.	NF Cocoa Support Program	NLLG, OLLG	0.0	0.5	0.5	0.5	0.5	2.0	DSIP, FRPG
	4.	NF Rubber Factory Upgrade	KULLG/ ward 4	0.0	0.5	6.5	0.0	0.0	7.0	PSIP, DSIP, PIP, FRPG, DPs
	5.	Rubber Nucleus Estate development	KRLLG/ Iowara	0.0	0.5	5.5	1.8	1.9	9.7	DSIP, FRPG, DPs, PIP
	6.	Rubber Price Enhancement Support	All LLGs	0.5	1.0	1.0	1.0	1.0	4.5	DSIP
	7.	Commercial Rice Production Support	KRLLG, NLLG	0.0	1.0	1.0	1.0	1.0	4.0	FRPG, DSIP, Non-CMCA, DPs
	8.	Broiler Production Support	KRLLG/ Ward 27	0.0	0.2	0.2	0.2	0.2	0.8	FRPG, DSIP, DPs
	9.	NF Vanilla Support Program	KULLG/ KRLLG	0.0	0.5	1.5	0.5	0.5	3.0	PSIP, DSIP, FRPG, DPs
	10.	Market for village farmers Support	KULLG	0.0	0.5	0.3	0.3	0.3	1.4	FRPG, MROT2, DSIP, DPs
DIP 1.2 Mining and Petroleum Development										
DIP 1.2	1.	Alluvial Mining Support in NF	NLLG	0.0	0.2	0.2	0.2	0.2	0.8	FRPG, DSIP, DSG
	2.	P'nyang Gas Project-Support	OLLG	0.0	0.5	0.2	0.2	0.1	1.0	FRPG, DSIP, DSG
DIP 1.3 Fisheries and Marine Resources										
DIP 1.3	1.	District Fishery Program Support	KULLG/ OLLG	0.0	0.5	0.5	0.5	0.5	2.0	DSIP, FRPG, PIP, DPs
DIP1.5 Banking and Finance										
DIP 1.5	1.	Kina Bank establishment Support	DHQ	0.0	0.5	3.0	0.0	0.0	3.5	PSIP, DSIP, FRPG, DPs
DIP 1.6 Micro, Small Medium Enterprise										
DIP 1.6	1.	NF SME Incubation Hub Development	KULLG/ Ward 2	0.0	1.0	9.0	0.0	0.0	10.0	FRPG, DSIP, DPs
	2.	NF SME Loan/Credit Support	All LLGs	0.0	0.5	0.5	0.5	0.5	2.0	DSIP, MROT2, FRPG
	3.	MSME Accelerator Program	All LLGs	0.0	0.5	0.5	0.5	0.5	2.0	FRPG, DSIP, DPs
DIP 1.7 Tourism, Arts and Culture Development										
DIP 1.7	1.	NF Bird Watching	KRLLG/ East Awin	0.0	0.5	0.5	0.5	0.5	2.0	FRPG, DSIP, DPs

DIP 1.8 Trade and Investment										
DIP 1.8	1.	NF FTZ Development Support	NLLG/ Amba-ga	0.0	0.5	1.0	1.0	0.5	3.0	DSIP, PSIP, Non-CMCA, DPs
DIP 1.10 Land Development										
DIP 1.10	1.	Border Land Survey	NLLG	0.0	0.2	0.6	0.0	0.0	0.8	DSIP, FRPG, MROT2, DPs,
	2.	Towns/Growth Centres Survey & Dev	NLLG/ KRLLG	0.0	0.1	0.1	0.1	0.1	0.4	FRPG, MROT2, DPs
	3.	Land Development Partnership	All LLGs	0.0	0.2	0.2	0.2	0.2	0.8	FRPG, MROT2, DPs

TABLE 2 MINIMUM SERVICE STANDARDS

DIP No		Key Deliverables	Annual Deliverables					Responsible Agencies
			2023	2024	2025	2026	2027	
DIP 1.1 Commercial Agriculture and Livestock Development								
DIP 1.1	1.	LLG Markets Devel-oped	1x Kiunga	1xKunga 1xNingrm	1x Grae 1xOlsobp	-	-	NFDDA/ KRLLG/ OLLG/Con-tractors
	2.	Kiunga Town Main Market Redeveloped	-	Designs completed	Market redevelop	Market completed	-	NFDDA/ WPA/ KULLG/Con-tractor
	3.	Cocoa Nursery facility established in Samagos, kiunga	-	Nursery upgraded	Nursery completed	-	-	District DAL, Nat DAL, Co-coa Board
	4.	Number of cocoa seedlings distributed	-	1500	2,000	2000	2000	Dist DAL/ Cocoa Board
	5.	Number of cocoa Cooperatives/SMEs supported	1	2	3	3	3	NFDDA/Dist DAL/Nat DAL, Cocoa Board
	6.	Rubber Factory upgraded	-	Scoping/ Designs completed	Factory upgraded	Upgrade completed	-	NFDDA/ WPA/NFRL/ GoPNG
	7.	Nucleus Rubber Estates developed in Iowara, KRLLG	-	land acquired -scope & designs completed	land cleared -rubber trees planted -road con-structed	power/ water/ICT connected - office building construct-ed	Staff hous-es & other infrast con-structed	NFDDA/Dist/ Prov DAL/ GoPNG/ investor
	8.	Number of Rubber Price Enhancement Support programs implemented	-	2	2	2	2	NFDDA/ NFRL
	9.	Number of Paddy rice farms developed	-	1	2	2	2	NFDDA/Dist DAL/SMEs

DIP 1.1	10.	Number of hectares of land used for rice farming & harvesting	-	6 ha	9 ha	12 ha	15 ha	Dist DAL/ NFDDA/ SMEs/Part-ners
	11.	Broiler Production facility developed in Kokonda area, Kiunga	Land allocated	Designs/ scoping completed	Facility constructd/ completd	-		NFDDA/Dist DAL/LBL
	12.	Vanilla Agro Industry Centre developed in Iowara, East Awin	1	-Designs completed -Land ID	1x Iowara AIC built	-	-	NFDDA/ OTDF/ OTML/WAH/ IAI
	13.	Number of vanilla farmer trainings & extension services delivered	-	2	2	2	2	District DAL
	14.	Number of technical & farmer trainings for fresh produce devel-opment conducted	-	2	3	4	5	Dist DAL/ FPDA/NFAL
	15.	Number of SMEs involved in fresh produce value chain development	1	1	2	3	3	Dist DAL/ FPDA/Dist Commerce
DIP 1.2 Mining and Petroleum Development								
DIP 1.2	1.	Number of permits issued to operate alluvial mine in NF	-	1	1	-	-	MRA/Allu-vial Mining Companies
	2.	Number of P'nyang Project-Beneficiary activities implement-ed	-	2	3	3	3	NFDDA/LO Association/ WPA/DPE
DIP 1.3 Fisheries and Marine Resources								
DIP 1.3	1.	LARDEC- Samagos fishery research centre rehabilitated	-	Scoping complete	rehabilitate Centre	-	-	NFDDA/Dist Fisheries/ WPA
	2.	Number of fish-fin-gerlings supplied to farmers	-	500	600	700	800	Dist Fish-eries
	3.	Number of inland fish farmer trainings conducted	-	4	5	5	5	Dist Fish-eries
DIP1.5 Banking and Finance								
DIP 1.5	1.	Kina Bank branch established	-	property space allocated	Undertake necessary works	Operations com-menced	-	NFDDA/Kina bank
	2.	Number of ATMS installed	-	1	2	2	2	BSP/Kina banks
DIP 1.6 Micro, Small Medium Enterprise								
DIP 1.6	1.	SME Incubation Hub/ Centre Developed	-	Designs completed	Hub/centre Construct-ed	Project completed	-	FRPG/NFD-DA/District Commerce/ DCI

	2.	Number of local SMEs having accessed SME Funding	-	5	8	10	12	NFDDA/ District Commerce/ Banks
	3.	Number of MSME Accelerator trainings (financial literacy) conducted	-	2	3	3	3	DCI/Dist Commerce/ Banks/
DIP 1.7 Tourism, Arts and Culture Development								
DIP 1.7	1.	No. of Bird Watching sites developed	-	2	3	4	4	NFDDA/District Tourism/ TPA/local Operator
DIP 1.8 Trade and Investment								
DIP 1.8	1.	NF Free Trade Zone Development Supported	NF FTZ Development supported from 2024-2027					FRPG/NFDDA/DITI/SEZ Authority
DIP 1.10 Land Development								
DIP 1.10	1.	Number of ha land surveyed for Ambaga Border Post & Township	-	5x ha border post facility	20x ha ambaga township	-	-	NFDDA/District & Prov Lands/WPA/ DLPP
	2.	Number of ha land surveyed for towns & growth centres Development	-	15ha	20ha	-	-	NFDDA/District & Prov Lands/WPA/ DLPP
	3.	Number of land development partnership programs/projects implemented	-	2	3	4	5	NFDDA/District & Prov Lands/WPA/ DLPP/Investors/LOs

TABLE 3 STRATEGIES

No	Implementation Strategies	Sector Policy/Plan Reference
DIP 1.1 Commercial Agriculture and Livestock Development		
1.	Construct new LLG Markets	NFD Plan, MTDPIV
2.	Upgrade the existing Kiunga Town Market	NFD Plan, MTDPIV
3.	Provide Cocoa Extension services and farmer trainings	Cocoa Industry Strategic Plan, DAL Plan
4.	Promote cocoa cooperatives	Cocoa Industry Strategic Plan, DAL Plan
5.	Work with Cocoa Board and National DAL to seek technical guide and support	Cocoa Industry Strategic Plan, NFD Plan
6.	Upgrade rubber infrastructure	NFD Plan, DAL Plan
7.	Work with PNG Rubber Board and National DAL to provide technical guide and support	NFD Plan, DAL Plan
8.	Implement Rubber Price enhancement program to assist rubber farmers	NFD Plan, DAL Plan
9.	Improve infrastructure such as roads to provide accessibility and to support farmers transport rubber	NFD Plan, Agriculture MTDPIV
10.	Acquire hectares of customary land for rice development including paddy rice farms	NFD Plan, DAL Plan, Agriculture MTDPIV
11.	Promote and market fly rice from North Fly	NFD Plan, Agriculture MTDPIV

12.	Provide Rice extension services and farmer trainings	NFD Plan, DAL Plan, Agriculture MTDPIV
13.	Establish poultry breeding & distribution centre	NFD Plan, DAL Plan, Agriculture MTDPIV
14.	Commercialise locally produced poultry	NFD Plan, DAL Plan, Agriculture MTDPIV
15.	Acquire land to build broiler production facility	NFD Plan, DAL Plan, Agriculture MTDPIV
16.	Promote and market poultry from the district	NFD Plan, DAL Plan, Agriculture MTDPIV
17.	Support extension and technical services including poultry farmer trainings	NFD Plan, DAL Plan, Agriculture MTDPIV
18.	Establish additional Vanilla processing (AIC) facility in the district	NFD Plan, DAL Plan, West Agro Master Plan
19.	Work with PNG Spice Board to provide technical guide and support	NFD Plan, Agriculture MTDPIV
20.	Improve training and upskilling of vanilla farmers	NFD Plan, DAL Plan, Agriculture MTDPIV
21.	Promote, market and export vanilla	NFD Plan, Agriculture MTDPIV
22.	Improve farmer training, technical services, quality control and supply chain, of fresh produce	NFD Plan, Agriculture MTDPIV, DAL Plan
23.	Involve more local SMEs in supply chain and market development in fresh produce business	NFD Plan, Agriculture MTDPIV, DAL Plan
24.	Build cooling facilities in strategic locations like main Kiunga market and also LLG markets	NFD Plan, Agriculture MTDPIV, DAL Plan
25.	Establish market access opportunities for supply of fresh produce	NFD Plan, Agriculture MTDPIV, DAL Plan
DIP 1.2 Mining and Petroleum Development		
1.	Work with MRA to control and regulate Alluvial Mining in the District	NFD Plan, Mining Policy
2.	Undertake proper feasibility studies on the alluvial mining and its impacts on communities	NFD Plan, Mining Policy
3.	Encourage joint venture partnerships between Locals and foreign companies to establish and develop alluvial mining	NFD Plan, Mining Policy
4.	Work with the Department of Petroleum and the Nat Govt and the LOs for the benefits derived from Pnyang Project	NFD Plan, Oil/Gas Policy
5.	Support and convene the development forum	NFD Plan, Oil/Gas Policy
6.	Undertake full dialogue and negotiation with the Developer in terms of immediate and future benefits from the project	NFD Plan, Oil/Gas Policy
7.	Support the DPE with clans vetting and other benefits sharing agreement activities	NFD Plan, Oil/Gas Policy
DIP 1.3 Fisheries and Marine Resources		
9.	Work with WPA and NFA to Rehabilitate LARDEC fishery research centre at Samagos in Kiunga	Fisheries Plan, NFD Plan
10.	Support training of fish farmers and provide extension services	Fisheries Plan, NFD Plan
11.	Improve fisheries facilities, R & D and surveillance in the district	Fisheries Plan, NFD Plan
12.	Develop District Fisheries Plan	NFD Plan
DIP1.5 Banking and Finance		
1.	Allocate land/property to establish Kina bank in Kiunga and roll out ATMs and other banking services in strategic locations	NFD Plan, Banking Policy
2.	Promote financial inclusion programs	Financial inclusion strategy
3.	Encourage digital financial services	Financial inclusion strategy
DIP 1.6 Micro, Small Medium Enterprise		
1.	Support local MSMEs with the establishment of incubation hub	NFD Plan, DCI Plan, SME Policy
2.	Support MSMEs with training & capacity building and access to Credit facilities/loans through banks	NFD Plan, DCI Plan, SME Policy

3.	Encourage and promote Youth and Women SMEs	NFD Plan, DCI Plan, SME Policy
4.	Develop District MSME Plan	NFD Plan
DIP 1.7 Tourism, Arts and Culture Development		
1.	Promote Bird Watching sites as a tourist attraction in the District	NFD Plan, Tourism Policy
2.	Develop District Tourism Plan	NFD Plan, Tourism Policy
3.	Promote tourism products in North Fly	NFD Plan, Tourism Policy
4.	Develop key infrastructure to increase tourism activities in the district	NFD Plan, Tourism Policy
DIP 1.8 Trade and Investment		
1.	Support the NF Free Trade Zone and the SEZ concept development	NFD Plan, SEZ Policy
2.	Establish Trade/Services Agreement with Republic of Indonesia (Border related)	NFD Plan, Trade Policy
3.	Work with Trade and Investment Ministry/Department to implement training and capacity building programs	NFD Plan, MITI Plan
DIP 1.10 Land Development		
1.	Conduct Surveys for Border and Townships development	Lands & Physical planning Policy
2.	Implement Land Partnership program for development of customary land for investments purpose	Lands & Physical planning Policy
3.	Work closely with customary land owners to free up land	NFD Plan
4.	Increase land acquisitions to invest and develop the land	NFD Plan, Lands & Physical planning Policy

TABLE 4 INDICATORS

Project Link	District Indicators	Source (s)	Baseline (2022)	Annual Targets				
				2023	2024	2025	2026	2027
DIP 1.1 Commercial Agriculture and Livestock Development								
1-2	1. Proportion of population having access to District and LLG market facilities (%)	LLG Managers' Office	N/A	3	5	8	12	16
1-8	2. Incidence of increased cash-flow and micro economic activities (%)	KULLG Office, DAs Office	N/A	5	7	10	13	16
3.	3. Volume of cocoa harvested/ produced by smallholder farmers (Kgs)	District DAL	N/A	?	?	?	?	?
3	4. Value of cocoa produced (K'000)	District DAL	N/A	5,000	10,000	15,000	20,000	25,000
4	5. Volume of cup lump rubber processed & exported from district (ton)	NFRL, District DAL	956.96	285.033	1,000	750	750	750
5	6. Volume of rice milled- small holders (kgs)	District DAL		300	350	400	450	500
6	7. Volume of poultry meat produced/processed (kgs)	District DAL	N/A	?	?	?	?	?
6	8. Value of poultry meat produced in the district (K'000)	District DAL	N/A	10,000	15,000	20,000	25,000	30,000
7	9. Volume of vanilla processed and exported (kgs)	District DAL, West Agro Ltd	N/A	?	?	?	?	?

7	10.	Value of vanilla harvested/ produced (K'000)	District DAL, West Agro Ltd	N/A	15,000	25,000	35,000	45,000	55,000
8	11.	Volume of fresh produce for sale/distribution (kgs)	NFAL	500	2,000	2,500	3,000	3,500	4,000
DIP 1.2 Mining and Petroleum Development									
1	1.	Value of alluvial mining activities in NF (K)	DPE	N/A	Data yet to be known				
2	2.	Value of Royalty, D/Levy & other benefits from Pnyang gas project (K)	DPE	N/A	Data yet to be known				
DIP 1.3 Fisheries and Marine Resources									
1	1.	Proportion of population involved in Fishery activities (%)	District Fisheries	N/A	8	12	16	20	24
1	2.	Total value of fisheries produced and marketed in the district (K'000)	District Fisheries	N/A	13	13.5	14	14.5	15
DIP1.5 Banking and Finance									
1	1.	Proportion of Population having access to banking services (%)	Bank (BSP) Reports	N/A	6	10	15	20	25
1	2.	Coverage of financial services (%)	Bank (BSP) Reports	N/A	4	7	12	18	25
DIP 1.6 Micro, Small Medium Enterprise									
1-3	1.	Proportion of local SMEs operating in the district (%)	District Commerce Report	N/A	3	5	7	9	11
1-3	2.	Proportion of women SMEs in the district (%)	District Commerce Report	N/A	2	3	5	7	9
DIP 1.7 Tourism, Arts and Culture Development									
1	1.	Number of tourists visits per year	District Tourism Report	N/A	Data yet to be known				
1	2.	Value of money brought in by tourists to the district (K'000)	District Tourism Report	N/A	Data yet to be known				
DIP 1.8 Trade and Investment									
1	1.	Number of Special Economic Zones (FTZ) developed in NF	District Planning Report	0	-	-	-	1	-
DIP 1.10 Land Development									
1-3	1.	Proportion of land surveyed for developments/investments (%)	District Lands Report	N/A	1	5	8	11	15
			District:	**North Fly**					
			Supporting Agencies:	**NDAL, NFA, PNGFA, DLPP, TPA, BSP, Kina, DCI, DITI, DNPM**					

SPA 02

CONNECT NORTH FLY INFRASTRUCTURE

• OBJECTIVE

TO ENHANCE CONNECT PNG INFRASTRUCTURE DEVELOPMENT IN NORTH FLY THROUGH INVESTMENTS IN ROADS & BRIDGES, WHARVES & JETTIES, AIRPORTS & AIRSTRIPS, TELECOMMUNICATIONS & ICT, ELECTRICITY, WASH, HOUSING AND DISTRICT TOWNSHIPS AND GROWTH CENTRES.

Overview

The only major infrastructure that exists in the district is the Kiunga-Tabubil highway which is the only National highway in Western Province built and maintained by Ok Tedi Mining Limited. Apart from this, other infrastructure built by OTML includes; Kiunga wharf, Ok Tedi Power, Kiunga Water Supply and current bridges linking Kiunga and Tabubil. The telecommunications infrastructure and services in the district is provided by Telikom and Digicel PNG providing voice and data services including internet access. The district's 85% of the rural population are yet to fully access and utilize the existing infrastructures except communications services that are being provided by Digicel. Hence, there is a lot of work needed in terms of pooling resources together to develop connect png infrastructure in the district.

Challenges

Lack of major physical infrastructure developments on the ground.

Way forward

The Government including National, Provincial, DDA and the LLGs are to collaborate with the development partners and the People using the Public-Private-People Partnership arrangements to ensure Connect PNG Infrastructure Development in North Fly materializes with tangible outputs.

Financing

A projected investment of ***K313.9 million*** is needed to deliver priorities of Connect PNG Infrastructure for North Fly by 2027.

Focus Projects

The following District investment programs and projects under Deliberate Intervention Programs (DIPs) are identified to address the above key priority areas of the infrastructure sector:

DIP 2.1 - Connect North Fly - Road Transport

i. Seven (7) New Roads (construction)
ii. Kiunga Town Roads sealing
iii. District Feeder Roads Upgrade
iv. Alice River Bridge Construction (Kiunga-Border Link)
v. District Bridges Development Program

DIP 2.2 - Connect North Fly - Water/Sea Transport

i. Drimdemasuk Jetty F/Studies & Construction

DIP 2.3 - Connect North Fly - Air Transport

i. Kiunga Airport Redevelopment
ii. New Airport Feasibility Study
iii. Rural Airstrips Upgrade

DIP 2.4 - Connect North Fly - Telecommunication & ICT Connectivity

i. VSATs for Broadband Voice & Data- 5 x LLG centres
ii. Communications tower installations- Olsobip station, Hukim (west ningerum), Ambaga (border) & Iowara (east awin)
iii. Radio Infrastructure Upgrade

DIP 2.5 - Connect PNG Electricity Roll-Out

i. Kiunga-Tabubil highway corridor electrification-Solar
ii. Mini Off-grid power (solar) for Ningerum station
iii. Micro Off-grid power (solar) for Rumginae, Grae & Olsobip stations
iv. North Fly Solar farm project

DIP 2.6 - Connect North Fly - Water, Sanitation & Hygiene

i. Develop WASH Plan
ii. Rollout WASH in selected Schools
iii. Rollout WASH in selected Health Facilities
iv. Community Led WASH Program
v. Kiunga water supply & Sewerage upgrade

DIP 2.7 - Connect North Fly - Housing

i. Institutional Houses constructed and maintained

DIP 2.8 - Connect North Fly - Urban Towns & District Growth Centres

i. Ningerum Township Development
ii. Ambaga Township Development
iii. Grae Growth/LLG Centre Development
iv. Iowara Growth Centre Development

Tables 1 through 4 below outline the investment requirements, minimum service standards, strategies, and expected development outcomes projected for this sector.

TABLE 1 INVESTMENT

MTDP IV DIPs		District Programs/ Projects	LLGs/ Wards	Annual Allocation (K'mil) 2023	2024	2025	2026	2027	Total costs (K'm)	Funding Source(s)
DIP 2.1 Connect North Fly - Land Transport										
DIP 2.1	1.	Smotu-Rampsite Rd Construction	KRLLG	0.0	5.0	5.0	5.0	5.0	20.0	ITCS, Non-CMCA, PIP, DSIP, DPs, FG
	2.	Kmom-Pnyang Rd Construction	KRLLG	0.0	3.0	5.0	5.0	5.0	18.0	ITCS, Non-CMCA, PIP, DSIP, DPs, FG
	3.	Digam-Hukim Road Construction	NLLG	0.0	2.0	3.0	3.0	3.0	11.0	ITCS, Non-CMCA, PIP, DSIP, DPs, FG
	4.	Alice Pit-Yetetku Rd Construction	NLLG	0.0	5.0	5.0	8.0	0.0	18.0	ITCS (fully funded)
	5.	Olsobip Station- Imigabip-Bolovip-Selbang Rd Construction	OLLG	0.0	1.0	2.0	2.0	2.0	7.0	ITCS, Non-CMCA, PIP, DSIP, DPs, FG
	6.	Sisimakam-Rarengre Rd Const..	NLLG/ KRLLG	0.0	5.0	10.0	10.0	10.0	35.0	ITCS, Non-CMCA, PIP, DSIP, DPs, FG
	7.	Rampsite-Strickland Road Const.	KRLLG	0.0	4.0	4.0	4.0	4.0	16.0	ITCS, Non-CMCA, PIP, DSIP, DPs, FG
	8.	Kiunga Town Roads Sealing	KULLG	3.0	2.0	3.0	3.0	3.0	14.0	ITCS, Non-CMCA, PIP, DSIP, DPs, FG
	9.	District Feeder Roads Upgrading	All LLGs	0.0	2.5	3.0	3.0	3.0	11.5	DSIP, PIP, F. Grant, FRPG
	10.	Alice River Bridge F/ Study & Construction	NLLG	0.0	1.5	10.0	10.0	10.0	31.5	ITCS, Non-CMCA, PIP, DSIP, DPs
	11.	District Bridges Dev. Program	All LLGs	0.0	1.0	5.0	10.0	15.0	31.0	ITCS, Non-CMCA, DSIP, PIP, DPs, FG
DIP 2.2 Connect North Fly - Water Transport										
DIP 2.2	1.	Drimdemasuk/Rampsite Jetty F/Study & Construction	KRLLG/ Ward	0.0	0.5	3.0	0.0	0.0	3.5	DSIP, PIP, FRPG, FG
DIP 2.3 Connect North Fly - Air Transport										
DIP 2.3	1.	Kiunga Airport Redevelopment	KULLG/ Ward 1	0.0	20.0	30.0	30.0	20.0	100.0	DPs, PIP (fully funded)

DIP 2.3	2.	New Kiunga Airport F/S Study	KRLLG	0.0	0.0	0.5	0.0	0.0	0.5	FRPG, DSIP
	3.	Rural Airstrips Upgrade	OLLG	0.0	1.5	2.0	2.0	2.0	7.5	ITCS, DSIP, PIP, FG
DIP 2.4 Connect North Fly - Telecommunication and ICT Connectivity										
DIP 2.4	1.	VSATs (Broadband voice & data)	All 5 LLGs	0.0	0.3	0.6	0.0	0.0	0.9	DSIP, FRPG
	2.	Communications Towers projects	OLLG/ NLLG/ KRLLG	0.0	1.0	2.5	0.0	0.0	3.5	DSIP, FRPG, PIP
	3.	Radio Infrastructure Upgrade	KULLG	0.0	0.1	0.2	0.0	0.0	0.3	DSIP, FRPG
DIP 2.5 Connect North Fly - Electricity Roll-Out										
DIP 2.5	1.	Kiunga-Tabubil Power Project	KULLG/ KRLLG/ NLLG/ SMLLG	0.0	2.0	1.5	1.5	1.5	6.5	FRGP, ITCS (fully funded)
	2.	Mini-Off grid solar power for Ningerum Station	NLLG	0.0	0.2	0.0	0.0	0.0	0.2	DSIP, FRPG
	3.	Micro-Off grid solar power for Rumginae/Grae/Olso-bip Stations	KRLLG/ OLLG	0.0	0.5	0.0	0.0	0.0	0.5	DSIP, FRPG
	4.	North Fly Solar Farm Project	KRLLG/ NLLG	0.0	10.0	30.0	50.0	60.0	150.0	PNGSDP (fully funded)
DIP 2.6 Connect North Fly - Water, Sanitation and Hygiene										
DIP 2.6	1.	WaSH Plan & Design	Kiunga	0.0	0.5	0.0	0.0	0.0	0.5	DPs, DSIP, FRPG
	2.	Roll Out WaSH in Select-ed Schools	ALL 5 LLGs	0.0	0.5	0.5	0.5	0.5	2.0	FRPG, DSIP, DPs
	3.	Roll Out WaSH in Select-ed Health Facilities	All 5 LLGs	0.0	0.5	0.5	0.5	0.5	2.0	FRPG, DSIP, DPs
	4.	Community Led WASH Program	All 5 LLGs	0.0	0.2	0.2	0.2	0.2	0.8	FRPG, DSIP, DPs
	5.	Kiunga Water Supply & Sewerage upgrade	KULLG	0.0	5.0	10.0	5.0	5.0	25.0	ITCS/OTML (fully funded)
DIP 2.7 Connect North Fly - Housing										
DIP 2.7	1.	Institutional Housing Maintenance and Con-struction	All 5 LLGs	0.0	1.0	2.0	2.0	2.0	7.0	Non-CMCA, PIP, DSIP, FRPG
DIP 2.8 Connect North Fly - Urban Towns and District Growth Centres										
DIP 2.8	1.	Ningerum Township Rehabilitatin	NLLG	0.0	2.0	2.0	2.0	2.0	8.0	PIP, DSIP, Non-CMCA, DPs
	2.	Ambaga Township Devel-opment	NLLG	0.0	0.5	2.5	2.5	2.5	8.0	PIP, DSIP, Non-CMCA, DPs
	3.	Grae LLG Centre Devel-opment	KRLLG	0.0	2.0	2.0	2.0	2.0	8.0	PIP, DSIP, Non-CMCA, DPs

DIP 2.8	4.	Iowara Growth Centre Devlopmnt	KRLG	0.0	2.0	2.0	2.0	2.0	8.0	PIP, DSIP, Non-CMCA, DPs

TABLE 2 MINIMUM SERVICE STANDARDS

DIP No		Key Deliverables	Annual Deliverables					Responsible Agencies
			2023	2024	2025	2026	2027	
DIP 2.1 Connect North Fly - Land Transport								
DIP 2.1	1.	No. of Kms of Smotu -Rampsite Road Constructed	-	5km	5km	5km	5km	NFDDA/WPA/ OTML/DoW/Mining Dept/
	2.	No. of kms of Kmom-Pnyang Road Constructed	-	5km	5km	5km	5km	NFDDA/WPA/ OTML/DoW/Mining Dept/
	3.	No. of kms of Digam-Hukim Road Constructed	-	4km	5km	5km	10km	NFDDA/WPA/ OTML/DoW/Mining Dept/
	4.	No. of kms of Alice Pit-Yetetkun Road Constructed	-	3km	4km	4km	4km	DDA/WPA/OTML/ DoW/Mining Dept/
	5.	No. of kms of Olsobip station-Imigabip-Bolovip-Selbang Rd Constructed	-	5km	5km	5km	5km	NFDDA/WPA/ OTML/DoW/Mining Dept/
	6.	No. of kms of Sisimakam Rarengre Road Constructed	-	10km	10km	10km	10km	NFDDA/WPA/ OTML/DoW/Mining Dept/
	7.	No. of kms of Rampsite-Strickland Road Constructed	-	5km	8km	10km	10km	NFDDA/WPA/ OTML/DoW/Mining Dept/
	8.	No. of kms of Kiunga Town Roads Sealed	-	1km	1km	1km	-	NFDDA/GoPNG/ Starwest Construction
	9.	No. of District Feeder Roads rehabilitated/ maintained	-	3	4	4	3	NFDDA
	10.	Alice River Bridge Constructed	-	F/Study	constructed	constructed	constructed	NFDDA/DoW/Eng construction firm
	11.	No. of Bridges constructed/maintained	-	1	2	2	2	NFDDA/DoW/Eng construction firm
DIP 2.2 Connect North Fly - Water Transport								
DIP 2.2	1.	Rampsite/Drimdemasuk Jetty developed	-	Geotech analysis conducted	Pre & F/ Studies conducted	Jetty constructd	Construct & completed	NFDDA/WPA/ GoPNG/DoW/ contractors
DIP 2.3 Connect North Fly - Air Transport								
DIP 2.3	1.	Kiunga Airport Redeveloped	-	Designs completed	Runway Extended	Terminal constructd	Project completed	NAC/Transport Dept/ADB/GoPNG
	2.	New Kiunga Airport Feasibility Study completed	-	F/Study conducted	F/study Completed	-	-	NFDDA/WPA/ NAC/Transport Dept

DIP 2.3	3.	No. of Rural Airstrips Upgraded/Maintained	3	6	6	6	-	NFDDA/WPA/ GoPNG/RAA/ Wards
DIP 2.4 Connect North Fly - Telecommunication and ICT Connectivity								
DIP 2.4	1.	No. of VSATs/mini satellite dishes Installed in 4 x LLGs	-	1xKULLG 1xKRLLG	1xNRLLG 1xOLLG	-	-	NFDDA/Telekom PNG/ Starlink/NICTA/ DICT
	2.	No. of Towers installed	-	1xOLLG	2xNRLLG	1xKRLLG	-	NFDDA/Digicel/ Vodafone/Telikom
	3.	Radio infrastructure upgraded	-	Technical inspection	Upgrade radio infrast.	-	-	NFDDA/District ICT/NBC Radio
DIP 2.5 Connect North Fly - Electricity Roll-Out								
DIP 2.5	1.	Kiunga-Tabubil Power upgraded	-	Erect power poles	Continue erect power poles-ph1	Power Lines distribution	Cont..P/ lines distribution-ph2	NFDDA/WPA/ OTML
	2.	Mini-off grid power installed for Ningerum	-	Ningerum off-grid	-	-	-	NFDDA/WPA/ USAid PEP/PNG Solar company
	3.	Micro-off grid power installed for Rumginae, Grae & Olsobip	-	Rumginae off-grid	Grae / Olsobi off-grids	-	-	NFDDA/WPA/ USAid PEP/
	4.	NF Solar farm project developed	-	f/study conducted	Solar farm built	Continue project	Project completed	NFDDA/WPA/ PNGSDP
DIP 2.6 Connect North Fly - Water, Sanitation and Hygiene								
DIP 2.6	1.	No. of schools with WASH roll out projects	-	4	4	4	4	NFDDA/WPA/ Water Aid PNG
	2.	No. of Health facilities with WASH installed	-	4	4	4	4	NFDDA/WPA/ Water Aid PNG
	3.	No. of WASH trainings conducted in selected wards/villages	-	5xNLLG	5xOLLG	5xKRLLG	5xKULLG	NFDDA/WPA/ Water Aid PNG
DIP 2.7 Connect North Fly - Housing								
DIP 2.7	1.	No. of Institutional (POLICE) houses maintained	1	4xKung	5xKunga	5xKung	5xKunga	NFDDA/WPA/ DoW/LLGs/Contractors
	2.	No. of Institutional (LLG Public Servants) houses constructed/Maintained	-	5xKRLLG	5xOLLG	5xNLLG	5xKULLG	NFDDA/WPA/ DoW/LLGs/Contractors
DIP 2.8 Connect North Fly - Urban Towns and District Growth Centres								
DIP 2.8	1.	Ningerum Township Rehabilitated	-	Designs/ scoping	Reb.Infrast	Project completed	-	NFDDA/DLPP/ WPA/GoPNG
	2.	Ambaga Township Developed	-	F/study	Dev.Infrast	Dev.Infrast	Cont. project	NFDDA/DLPP/ WPA/GoPNG
	3.	Grae LLG Centre Developed	-	Designs	Dev.Infrast	Dev.Infrast	Cont ..project	NFDDA/DLPP/ WPA/GoPNG
	4.	Iowara Growth Centre Developed	-	Land mob	Designs	Dev.Infrast	Cont… project	NFDDA/DLPP/ WPA/GoPNG

TABLE 3 STRATEGIES

No	Implementation Strategies	Sector Policy/Plan Reference
DIP 2.1 Connect North Fly - Land Transport		
1.	Upgrade and maintain existing district feeder roads and rural economic access roads	NFD Plan, WP NWF Strategy,
2.	Construct new missing links	Connect PNG Transport Plan
3.	Conduct feasibility studies for bridges	NFD Plan, WP NWF Strategy, Connect PNG Transport Plan
4.	Establish long term maintenance program of roads and bridges	NFD Plan, WP NWF Strategy, Connect PNG Program
DIP 2.2 Connect North Fly - Water Transport		
1.	Upgrade and redevelop Kiunga Airport	NFD Plan, WP NWF Strategy, Transport Plan
2.	Ongoing maintenance of existing rural airstrips	NFD Plan, WP NWF Strategy, Transport Plan
3.	Subsidise air fares and freight costs of air transport in the district	NFD Plan, WP NWF Strategy
DIP 2.3 Connect North Fly - Air Transport		
1.	Construct new and rehabilitate existing wharves and jetties	NFD Plan, Transport Plan
2.	Improve water transport systems	NFD Plan
DIP 2.4 Connect North Fly - Telecommunication and ICT Connectivity		
1.	Construct communication towers at strategic sites/areas	NFD Plan, Telecommunication Policy, ICT Plan
2.	Rollout VSATs/mini satellite dishes for high broad band internet connectivity	NFD Plan, ICT Plan, Digital Govt Act 2022
3.	Upgrade Radio infrastructure in the district	NFD Plan, ICT Plan
4.	Improve Television services in the district	NFD Plan, ICT Plan
DIP 2.5 Connect North Fly - Electricity Roll-Out		
1.	Upgrade power supply through generation, transmission and distribution modes	NFD Plan, WP NWF Strategy, Energy Policy, Electricity Plan
2.	Rollout electrification program in the district through PPP approach	NFD Plan, WP NWF Strategy, PPP Policy
3.	Conduct feasibility studies on electricity through development of various energy sources (solar & hydro)	NFD Plan, WP NWF Strategy, Energy Policy
DIP 2.6 Connect North Fly - Water, Sanitation and Hygiene		
1.	Develop a WASH sector development plan	WASH Policy
2.	Rollout WASH in selected schools and health facilities and conduct WASH trainings in communities	NFD Plan, WASH Policy
3.	Upgrade existing WASH infrastructure in the district	NFD Pan, WASH Policy
4.	Engage WASH specialists in the implementation of WASH projects	NFD Pan, WASH Policy
DIP 2.7 Connect North Fly - Housing		
1.	Construct and maintain Govt houses at District HQ and LLG Centres.	NFD Plan, WP NWF Strategy, Housing Policy, Nat Housing Plan
2.	Develop housing policy or plan for the district	NFD plan
3.	Strengthen the functions of the Building Board in terms of regulating construction of building types	NFD Plan, WP NWF Strategy
DIP 2.8 Connect North Fly - Urban Towns and District Growth Centres		
1.	Develop Growth centres & urban townships including town facilities (Ningerum, Grae, Iowara & Ambaga)	NFD Plan, Urbanisation Policy, Physical Planning Policy

2.	Develop proper town/city plan for Kiunga and proposed growth centres and townships	NFD Plan, Urbanisation Policy, Physical Planning Policy
3.	Ensure establishment of Physical Planning Board & relevant government functions	NFD Plan, Physical Planning Policy

TABLE 4 INDICATORS

Project Link		District Indicators	Source (s)	Baseline (2022)	Annual Targets				
					2023	2024	2025	2026	2027
DIP 2.1 Connect North Fly - Land Transport									
1.	1.	Total length of district roads (kms)	S119 Report	680.1	680.1	685.1	737.1	752.1	772.1
8	2.	Proportion of district roads sealed (%)	S119 Report	2.2	2.2	2.9	3.6	4.4	5.1
1-7	3.	Proportion of new district roads constructed (%)	S119 Report	49.8	57.4	59.6	61.8	64.06	67.7
9	4.	Proportion of existing district feeder roads rehabilitated/maintained (%)	S119 Report	20.4	20.4	21.9	24.9	27.8	32.2
10-11	5.	Proportion of bridges in good condition (%)	S119 Report	30	40	50	60	70	80
DIP 2.2 Connect North Fly - Water Transport									
1	1.	Number of new Jetties operational	District Transport Report	0	0	0	0	1	0
DIP 2.3 Connect North Fly - Air Transport									
1-2	1.	Proportion of population having access to air transport services at Kiunga Airport (%)	Airline operators	15	20	25	35	45	60
3	2.	Proportion of population having access to air transport services in Rural Airstrips (%)	Airline operators	20	30	40	50	60	70
DIP 2.4 Connect North Fly - Telecommunication and ICT Connectivity									
1-3	1.	Proportion of population covered by telecommunication services-voice & data (%)	District ICT Reports	15	15	25	40	60	70
1-3	2.	Proportion of population having access to Radio and Television services	District ICT Reports	10	15	20	25	35	45
DIP 2.5 Connect North Fly - Electricity Roll-Out									
1-4	1.	Proportion of Rural Population in the District accessing electricity (%)	LLG Reports	5	10	13	16	21	26
1-4	2.	Proportion of Urban population in the District accessing electricity (%)	District Reports	30	35	45	50	55	65
DIP 2.6 Connect North Fly - Water, Sanitation and Hygiene									
2-3	1.	Proportion of schools & health facilities with access to safe water & sanitation services (%)	World Vision	15	20	25	30	40	50
5	2.	Proportion of urban population using an improved water source (%)	World Vision	40	45	55	65	75	85

4	3.	Proportion of rural population using an improved drinking water source (%)	World Vision	10	15	20	25	30	35
DIP 2.7 Connect North Fly - Housing									
1	1.	Proportion of Public Servants in the District living in Government Houses (%)	District Admin Reports	10	15	25	35	45	50
1	2.	Proportion of population living in semi-permanent homes (%)	District Admin Reports	NA	30	35	45	50	55
1	3.	Proportion of population living in permanent homes (%)	District Admin Reports	NA	40	45	55	65	75
DIP 2.8 Connect North Fly - Urban Towns and District Growth Centres									
1-4	1.	Proportion of population being serviced by District Growth Centres (%)	District Planning	20	30	40	50	60	70
1-4	2.	Proportion of internal revenue generated from Growth centres (%)	District Finance/ LLGs	50	60	70	80	90	100
			District:	**North Fly**					
			Supporting Agencies:	**Department of National Planning, Department of Works, Development Partners**					

SPA 03

QUALITY AND AFFORDABLE HEALTH CARE

OBJECTIVE

TO PROVIDE EFFECTIVE HEALTH CARE SYSTEM FOR THE PEOPLE OF NORTH FLY

Overview

Health Services delivery in the North Fly District is determined by the geographical terrain and the administrative structure of the district. Currently out of the forty-two (42) Government established health facilities; 25 are open while 17 are closed. Tabubil hospital is run by the Ok Tedi Mine which serves the star mountain, olsobip and ningerum population including those residing along the main highway down to Kiunga. The Kiunga hospital is the government run hospital which serves the entire North Fly population and some parts of Middle Fly including Lake Murray and Nomad. The Rumginae Rural Hospital is run by the ECPNG church and serves the majority of rural areas in the district. The three (3) hospitals act as referral hospitals for patients due to availability of Doctors and their capacity to handle various issues encountered by patients.

Challenge

Some of the challenges include; run down health infrastructure and staff housing, outdated medical equipment, shortage of medical professionals, lack of proper medical drug supplies, etc. There are high incidences of life style diseases, malaria, TB and other non-curable diseases including HIV/Aids which are causes for concern

Way forward

The WPNWF 2023-2027 aims to achieve the following outcomes for health sector including; improved health infrastructure, increased capacity building of human resource, strengthened systems and coordination, address disease burden, increased patient referrals and evacuation.

Financing

A projected investment of ***K44.4 million*** is needed to deliver priorities of Health sector by 2027.

Focus Projects

The following District investment programs and projects under Deliberate Intervention Programs (DIPs) are identified to address the above priority areas and challenges of the Health sector:

DIP 3.1 - Primary Health Care

i. Community health Posts rehabilitation
ii. Health Capacity Building and Training
iii. Health Awareness Prevention

DIP 3.3 - Health Infrastructure

i. HF Radio Installations
ii. Kiunga Hospital Upgrade

iii. Rumginae Health Centre upgrade
iv. Kiunga Medical Storage Facility Construction
v. Medical Equipment & Cold Chain Storage in Health Facilities

DIP 3.5 - HIV & AIDS

i. Establish HIV/AIDS VCT Sites in LLGs
ii. HIV/AIDS & TB Awareness Prevention

Tables 1 through 4 below outline the investment requirements, minimum service standards, strategies, and expected development outcomes projected for this sector.

TABLE 1 INVESTMENT

MTDP IV DIPs		District Programs/ Projects	LLGs/ Wards	Annual Allocation (K'mil)					Total est costs (K'mil)	Funding Source(s)
				2023	2024	2025	2026	2027		
DIP 3.1 Primary Health Care										
DIP 3.1	1.	Community Health Posts Rehabilitation	4 X LLGs	0.0	0.5	1.0	1.0	1.0	3.5	H. Grant/ FRPG/DSIP/ DPs/PIP
	2.	Health Capacity Building & Training	All 5 LLGs	0.0	0.2	0.2	0.2	0.2	0.8	H. Grant/ FRPG/ MROT2
	3.	Health awareness Prevention	All 5 LLGs	0.0	0.05	0.05	0.05	0.05	0.2	FRPG/ MROT2
DIP 3.3 Health Infrastructure										
DIP 3.2	1.	HF Radio Installations in all HFs	All 5 LLGs	0.0	0.1	0.1	0.1	0.1	0.4	FRPG/H. Grants
	2.	Kiunga Hospital Redevelopment	KULLG/ Ward 1	10.0	5.0	5.0	5.0	5.0	30.0	Non-cmca/ TCS/PIP/ DSIP/PSIP
	3.	Rumginae Rural Hospital Rehabilitation	KRLLG/ Ward29	0.0	0.5	2.0	2.0	2.0	6.5	FRPG/H. Grant/DSIP/ PIP/DPs
	4.	Kiunga Med. Storage Facility Constructn	KULLG/ Ward 2	0.0	0.3	0.5	0.0	0.0	0.8	Health Grants/DSIP/ FRPG
	5.	Medical Equipment & Cold Chain storage in all Health Centers	All 5 LLGs	0.0	0.2	0.2	0.2	0.2	0.8	Health Grants/DSIP/ FRPG
DIP 3.5 HIV & AIDS										
DIP 3.5	1.	HIV/AIDS VCT Sites Establishment	NLLG/ OLLG	0.0	0.0	1.0	0.0	0.0	1.0	FRPG/ DPs/H. Grants
	2.	HIV/AIDS & TB Prevention Awareness	All 5 LLGs	0.0	0.1	0.1	0.1	0.1	0.4	H.Grants/ FRPG

TABLE 2 MINIMUM SERVICE STANDARDS

DIP No		Key Deliverables	Annual Deliverables 2023	2024	2025	2026	2027	Responsible Agencies
DIP 3.1 Primary Health Care								
DIP 3.1	1.	Number of CHPs in OLLG, SMLLG, NLLG & KRLLG fully rehabilitated	-	3	5	6	8	NFDDA/District Health/WPHA/ Partners
	2.	Number of Health Capacity Building Training Programs implemented	-	3	3	3	3	NFDDA/District Health/WPHA/ Partners
	3.	Number of Health Awareness Prevention Programs conducted	-	4	4	4	4	NFDDA/District Health/WPHA/ Partners
DIP 3.3 Health Infrastructure								
DIP 3.3	1.	Number of Health Facilities with HF Radios installed	-	4	5	5	5	NFDDA/FRPG/ WPHA/NDoH
	2.	Kiunga Hospital Redeveloped	Design/ Plan works	Staff houses constructd	Hosp redevelopmnt works-phase 1	Redev. works -phase 2	Redev Works-phase 3	NFDDA/FRPG/ WPHA/NDoH/ OTML
	3.	Rumginae Rural Hospital Rehabilitated	-	Design works	Rehab works	Rehab works	Rehab works	NFDDA/FRPG/ WPHA/NDoH/ ECPNG
	4.	Kiunga Medical Storage Facility Constructed	-	Design & Construct	Construct & complete	-	-	NFDDA/FRPG/ WPHA/NDoH
	5.	Number of HFs equipped with medical equipment & cold chain storage	-	4	6	7	8	NFDDA/FRPG/ WPHA/NDoH
DIP 3.5 HIV & AIDS								
DIP 3.5	1.	Number of VCT sites developed and established	-	-	2x NLLG/ OLLG	-	-	NFDDA/District Health/WPHA/ Partners
	2.	Number of HIV/AIDS & TB Awareness/Prevention Programs rolled out	-	3	3	3	3	District Health/ WPHA/Partners

TABLE 3 STRATEGIES

No	Implementation Strategies	Sector Policy/Plan Reference
DIP 3.1 Primary Health Care		
1.	Improve primary health care through rehabilitation of CHPs, increased capacity building, trainings & awareness programs	WPHA Plan, National Health Plan
2.	Increase recruitment and appointment of more health workers including; CHWs, Nurses, HEOs and doctors	WPHA Plan, National Health Plan
3.	Improve specialist health care at the Districts and Rural Hospitals through provision of incentives to specialist doctors	NFD Plan, WP NWF Strategy
4.	Strengthen and enhance partnership with stakeholders for patient care	NFD Plan, WP NWF Strategy
DIP 3.3 Health Infrastructure		

1.	Strengthen Stakeholders partnership and coordination to improve all health infrastructure in the district	WP NWF Strategy
2.	Improve procurement and distribution of medical drugs	WPHA Plan, National Health Plan
3.	Improve medical supply chain	WPHA Plan, National Health Plan
4.	Support improve TB & Malaria issues through training and capacitating of medical officers in terms of diagnosis & treatment	National Health Plan
5.	Distribution of malaria kits including Nets to prevent or minimise incidences of malaria in communities	WPHA Plan, National Health Plan
6.	Regular and adequate supply of TB drugs to minimise or prevent 5 types of TB cases	WPHA Plan, National Health Plan
DIP 3.5 HIV & AIDS		
1.	Mitigate socio-economic impacts of HIVA/AIDs through strengthened partnership with stakeholders	Nat HIV/AIDs Strategy
2.	Increase HIV prevention and awareness programs in communities within the 5 LLGs	WPHA Plan, National Health Plan
3.	Develop 5-year HIV/AIDS Strategic Plan for the district	NFD Plan

TABLE 4 INDICATORS

Project Link		District Indicators	Source (s)	Baseline (2022)	Annual Targets				
					2023	2024	2025	2026	2027
DIP 3.1 Primary Health Care									
1-3	1.	Proportion of children immunized (%)	District Health Report	N/A	50	70	80	90	100
1-3	2.	Antenatal coverage (%)	District Health Report	15.46	20.46	25.46	35.46	50.46	70.46
DIP 3.3 Health Infrastructure									
1-5	1.	TB incidence per 100,000 population (%)	District Health Report	100	95	90	80	70	60
1-5	2.	Incidence of reported malaria patients per 1,000 population (%)	District Health Report	85	60	55	50	40	35
DIP 3.5 HIV & AIDS									
1-2	1.	Number of new infections per 1,000 (uninfected) population	District Health Report	11	9	8	7	6	5
		District:	**North Fly**						
		Supporting Agencies:	**Western PHA, NDoH, DNPM, OTML, Church Health services, other health partners**						

SPA 04

QUALITY EDUCATION AND SKILLED HUMAN CAPITAL

OBJECTIVE

TO PROVIDE QUALITY AND AFFORDABLE EDUCATION IN ORDER TO BUILD HUMAN RESOURCE OF NORTH FLY

Overview

Quality education services have not reached majority of our 80% – 90% of rural population. This is in spite of various interventions from the National Government by way of resource allocation (funding) through Provincial Government (FRPG) and technical assistance in partnership with development partners who are delivering education programs in the district. Hence, status quo remains in terms of missing gaps in tangible development of education services in North Fly.

Challenges

Some of the challenges include; governance issues (DEB Functions), systematic or bureaucratic bottlenecks (lack of accountability & transparency), HR Capacity issues (SoS), political conveniences, geo-graphic landmass and isolated communities, high transport and fuel costs, dilapidated infrastructures (school buildings & related facilities) and outdated public assets (housing, vehicles, office spaces, etc)

Way forward

Some of the way forward include; strengthening partnerships between the Government (GoPNG), development partners, the province (FRPG), the district (DDA), LLGs and the people who are recipients of the education services. Also, the WPNWF 2023-2027 aims to achieve outcomes in education sector including; improved teacher training and welfare, improved schools' infrastructure, establish more FODEs, TVETs and University Centres, increased access to school materials and roll out of curriculum (SBE), established and improved boarding schools and increased schools' inspection programs.

Financing

A projected investment of ***K55.7 million*** is needed to deliver on the priorities of Education sector by 2027.

Focus Projects

The following District investment programs and projects under Deliberate Intervention Programs (DIPs) are identified to address the above priority areas and challenges of the Education sector:

DIP 4.1 - Early Childhood

i. Early Childhood Education Rollout
ii. Early Childhood Infrastructure Support

DIP 4.2 - Quality Basic Primary & Secondary Education

i. Primary & Sec Schools Infrast Rehabilitation

DIP 4.3 - Tertiary Education

i. Kiunga Teachers' College Infrast Development
ii. North Fly Sponsorship and Education Foundation Establishment

DIP 4.4- Technical, Vocational Education and Training (TVET)

i. Kiunga Technical College Infrastructure Upgrade- under Provincial Technical Colleges
ii. Yarum Vocational upgrade to TVET- under District TVET Rollout

Tables 1 through 4 below outline the investment requirements, minimum service standards, strategies, and expected development outcomes projected for this sector.

TABLE 1 INVESTMENT

MTDP IV DIPs	District Programs/ Projects	LLGs/ Wards	Annual Allocation (K'mil)					Total est costs (K'mil)	Funding Source(s)
			2023	2024	2025	2026	2027		
DIP 4.1 - Early Childhood Education									
DIP 4.1	1. Early Childhood Education Roll Out	All 5 LLGs	0.0	0.1	0.1	0.1	0.1	0.4	FRPG
	2. ECE Infrastructure Support	All 5 LLGs	0.0	0.3	0.5	0.5	0.5	1.8	DSIP/PIP/ DPs
DIP 4.2 - Quality Basic Primary and Secondary Education									
DIP 4.2	1. Primary & Sec Schools Education Infrastructure Rehabilitation	All 5 LLGs	0.0	1.0	2.0	2.0	2.0	7.0	FRPG/PIP/ DSIP/DPs
DIP 4.3 - Tertiary Education									
DIP 4.3	1. Kiunga Teachers College Infrast Development	KULLG/ Ward1	0.0	5.0	6.0	8.0	5.0	24.0	TCS/PIP/ DSIP/ Non-CM-CA/DPs
	2. North Fly Education Sponsorships/Foundation	All 5 LLGs	0.0	1.0	1.5	1.5	1.0	5.0	DSIP/ FRPG/ MROT2
DIP 4.4 - Technical Vocational Education and Training									
DIP 4.4	1. Kiunga Technical College Infrast Upgrade	KULLG/ Ward2	0.0	5.0	5.0	5.0	0.0	15.0	PIP/DPs
	2. Yarum TVET Center Infrast Development	NLLG	0.0	0.5	1.0	1.0	0.0	2.5	PIP/FRPG/ DSIP

TABLE 2 MINIMUM SERVICE STANDARDS

DIP No	Key Deliverables	Annual Deliverables					Responsible Agencies
		2023	2024	2025	2026	2027	
DIP 4.1 - Early Childhood Education							
DIP 4.1	1. Number of ECE teachers in the district	10,026	20	20	20	20	Education Divisions/DoE
	2. Number of early childhood schools' infrastructure rehabilitated	-	6	8	10	12	Education Divisions/DoE

DIP 4.2 - Quality Basic Primary and Secondary Education								
DIP 4.2	1.	Number of Upper Primary Schools Infrastructure Rehabilitated	-	4	5	4	-	Edu Divisions/ DoE/NFDDA/ FRPG
DIP 4.2	2.	Number of Lower Primary Schools Infrastructure Rehabilitated	-	5	7	5	-	Edu Divisions/ DoE/NFDDA/ FRPG
	3.	Secondary Schools (Kiunga & St Gabriels) Infrast Rehabilitated		KSS/ SGTSS	KSS/ SGTSS	KSS/ SGTSS	KSS/ SGTSS	Edu Divisions/ DoE/NFDDA/ FRPG
DIP 4.3 - Tertiary Education								
DIP 4.3	1.	Kiunga Teachers College Infrastructure Developed	1x lecture building	2x admin buildings	3x staff houses	2x student dorms	4x other buildings	DHERST/ NFDDA/DNPM/ Contractors
	2.	Number of NF students sponsored	-	300	400	500	600	Education Divisions/NFDDA
DIP 4.4 - Technical Vocational Education and Training								
DIP 4.4	1.	Kiunga Technical College (amalgamated) Infrastructure Upgraded	-	Classrooms & workshops	Messing & Dormitories	Admin/ office buildings	Staff houses	Education Divisions/DERST/ NFDDA/WPA
	2.	Yarum TVET Infrastructure Rolled out	-	1x workshop constructed	2x dormitories constructed	1x mess hall & rec hall constructed	Power/ICT & water installed	Education Divisions/DoE/ DDA/FRPG
	3.	Number of TVET teachers recruited	-	2	2	2	2	Education Division/DoE/ Yarum TVET

TABLE 3 STRATEGIES

No	Implementation Strategies	Sector Policy/Plan Reference
DIP 4.1 - Early Childhood Education		
1.	Convert Elementary Schools to Early Childhood	Nat Education Plan 2021-2029, ECE Policy
2.	Rehabilitate Early Childhood Infrastructure (Classrooms, ablution blocks, etc)	Nat Education Plan 2021-2029, ECE Policy
3.	Recruit quality Early Childhood teachers	NFD Plan, WP NWF Strategy, ECE Policy
DIP 4.2 - Quality Basic Primary and Secondary Education		
1.	Rehabilitate Primary & Secondary Schools existing Infrastructures & facilities	Nat Education Plan 2021-2029
2.	Recruit Qualified & Quality Teachers & up skill existing teachers	NFD Plan, WP NWF Strategy
3.	Improve regular inspections of schools	NFD Plan, WP NWF Strategy, Nat Education Plan 2021-2029
4	Improve access to basic learning materials by schools	NFD Plan, WP NWF Strategy, Nat Education Plan 2021-2029
DIP 4.3 - Tertiary Education		
1.	Partner with stakeholders including DHERST to develop and establish the Teachers College	WP NWF Strategy, DHERST Plan
2.	Recruit qualified and quality teachers for the Teacher's college	NFD Plan, WP NWF Strategy, National Education Plan 2021-2029

3.	Establish & coordinate North Fly Sponsorship/Education Foundation Program	NFD Plan, WP NWF Strategy
4.	Target sponsorships towards critical need areas of the district (trades-men/lawyers/pilots, etc)	NFD Plan, WP NWF Strategy, National Education Plan 2021-2029
5.	Improve career guidance of Technical, Business and Polytech pro-grams to school leavers	NFD Plan, National Education Plan 2021-2029
DIP 4.4 - Technical Vocational Education and Training		
1.	Rehabilitate infrastructure of Kiunga Technical College (vocational & technical-both amalgamated)	WP NWF Strategy, WP Education Plan
2.	Develop Infrastructure for new TVET Centre at Yarum	WP NWF Strategy, TVET Policy
3.	Recruit qualified teachers/instructors for Kiunga Tech College & Yarum TVET Centre	NFD Plan, WP NWF Strategy, TVET Policy
4.	Support industry placements for new graduates from Kiunga Tech College & Yarum TVET Centre	NFD Plan, WP NWF Strategy, Nat Higher/ Technical Edu Plan 2021-2030
5.	Provide up to date teaching & learning equipment for Kiunga Tech college & Yarum TVET Centre	NFD Plan, WP NWF Strategy, Nat Higher/ Technical Edu Plan 2021-2030

TABLE 4 INDICATORS

Project Link		District Indicators	Source (s)	Baseline (2022)	Annual Targets				
					2023	2024	2025	2026	2027
DIP 4.1 - Early Childhood Education									
1-2	1.	Net enrolment ratio in ECE (%)	District Edu Report	65	71	76	81	90	100
1-2	2.	Gross enrolment in ECE (%)	District Edu Report	153	140	130	120	110	100
1-2	3.	Teacher to Pupil Ratio	District Edu Report	1:20	1:15	1:15	1:15	1:15	1:15
DIP 4.2 - Quality Basic Primary and Secondary Education									
1	1.	Teacher-Pupil ratio Gr 1-8 (primary) (%)	District Edu Report	1:22	1:27	1:25	1:23	1:20	1:20
1	2.	Teacher-Pupil ratio Gr 9-12 (second-ary) (%)	District Edu Report	1:29	1:29	1:29	1:29	1:28	1:28
1	3.	Net enrolment ratio (primary) (%)	District Edu Report	67	85	88	92	96	100
1	4.	Net enrolment ratio (secondary) (%)	District Edu Report	28	28	38	58	78	100
1	5.	Gross enrolment ratio (primary) (%)	District Edu Report	148	117	117	110	105	100
1	6.	Gross enrolment ratio (secondary) (%)	District Edu Report	356	Data to be provided				
DIP 4.3 - Tertiary Education									
1	1.	Number of student (Gr 12s) enrolments in Tertiary institutions	Secondary schools' reports	87	68	85	105	125	135
1	2.	Total number of Students from GoPNG Scholarships (HECAS)	DHERST	NA	Data to be provided				
2	3.	Proportion of graduates from Tertiary institutions (%)	DHERST	NA	Data to be provided				

DIP 4.4 - Technical Vocational Education and Training									
1-2	1.	Number of students enrolled for NC (Technical Trade) courses	District Edu Report	20	20	21	22	23	25
1-2	2.	Number of students with placements in apprentice & advanced trainings	District Edu Report	19	19	21	23	24	25
			District:	**North Fly**					
			Supporting Agencies:	**Department of Education, DHERST, National TVET, National Planning, Development Partners**					

SPA 05

QUALITY EDUCATION AND SKILLED HUMAN CAPITAL

OBJECTIVE

TO PROVIDE EFFECTIVE AND EFFICIENT LAW & JUSTICE SERVICES TO ENABLE A SAFE AND SECURE ENVIRONMENT FOR ALL CITIZENS OF NORTH FLY

Overview

The delivery of effective law and justice services in north fly is of paramount importance to ensure a safe and secure environment for all citizens. There are plans to build and rehabilitate rundown police stations/cell blocks and barracks, CIS prison/remand facilities, court buildings, village courts houses, etc. The immediate plans would be to control and minimize increasing law and order issues in the district through DDAs involvement with key State Agencies serving in the district including Police, CIS and Magisterial Services, etc. This will help to bring about peace and good order within communities, and that people in general will feel safe to go about their daily business without fear and threats from external sources.

Challenges

Some of the challenges include; dilapidated state of existing infrastructure, lack of manpower to properly enforce and effect law and justice services on the ground, lack of transport/ logistics equipment and high costs of fuel and lubricants which makes it quite difficult to access remote and isolated locations to combat law and order problems. Until recently, there has been frequent threats from smuggling of guns and drugs, illegal trade and fishing within the land and sea areas of the borders, terrorizing and kidnapping of innocent peoples by warlords. Added to these is increase in school dropouts and migration of people into Kiunga and other service centres, contributing to rise in social problems and crime such as murders.

Way forward

The WPNWF 2023-2027 aims to achieve the following for law & justice sector including; empowering of law enforcement agencies, improving existing infrastructures, establishing of a Mobile Squad unit, neighborhood watch programs and empowering of village courts officials to name a few.

Financing

A projected investment of ***K22.8 million*** is needed to deliver priorities of law & justice sector by 2027.

Focus Projects

The following District investment programs and projects under Deliberate Intervention Programs (DIPs) are identified to address the above priority areas of the Law & Justice sector:

DIP 5.1 - National Policing & Crime Prevention

i. Upgrade Kiunga & Ningerum Police barracks/housing and Police Stations respectively

DIP 5.2 - Effective Judiciary System

i. Construction of new Kiunga Court Building

DIP 5.3 - Correctional Services Rehabilitation & Reintegration

i. Upgrade CS Infrast at Ningerum & Roll out Rural Lockups at the LLGs

DIP 5.4 Community Peace & Restorative Justice

i. Village courts and Community Justice Programs

Tables 1 through 4 below outline the investment requirements, minimum service standards, strategies, and expected development outcomes projected for this sector.

TABLE 1 INVESTMENT

MTDP IV DIPs		District Programs/ Projects	LLGs/ Wards	Annual Allocation (K'mil)					Total est. costs (K'mil)	Funding Source(s)
				2023	2024	2025	2026	2027		
DIP 5.1 - District Policing and Crime Prevention										
DIP 5.1	1.	Ningerum Police Barracks Upgrade	NLLG	0.0	0.6	1.0	1.0	1.0	3.6	Non CMCA/ TCS/PIP/ DSIP
	2.	Kiunga and Ningerum Police Stations Rehabilitation	KULLG/ NLLG	0.0	0.0	1.0	1.0	0.0	2.0	DSIP/PSIP/ PIP/DPs/ non-CMCA
DIP 5.2 - Effective Judiciary system										
DIP 5.2	1.	Kiunga Court House Construction	KULLG	0.0	2.0	3.0	3.0	0.0	8.0	Non CMCA/ TCS/PIP
DIP 5.3 - Correctional Services Rehabilitation and Reintegration										
DIP 5.3	1.	CIS Infrastructure Upgrade	KRLLG/ NLLG	0.0	1.0	1.5	2.0	2.5	7.0	Non CMCA/ TCS/PIP/ DPs
	2.	Rural Lockups Roll out	OLLG/ KRLLG/ NLLG	0.0	0.0	1.5	0.0	0.0	1.5	DSIP/PIP/ DPs
DIP 5.4 - Community Peace and Restorative justice										
DIP 5.4	1.	Village courts & community justice programs rollout	All LLGs	0.0	0.1	0.2	0.2	0.2	0.7	DSIP/ FRPG/ MROT2/DPs

TABLE 2 MINIMUM SERVICE STANDARDS

DIP No		Key Deliverables	Annual Deliverables					Responsible Agencies
			2023	2024	2025	2026	2027	
DIP 5.1 - District Policing and Crime Prevention								
DIP 5.1	1.	Number of Ningerum Police Houses maintained	-	-	4	4	-	NFDDA/WPA/ RPNGC
	2.	Ningerum Police Stations Rehabilitated	Ningrum Station Rehabilitated and Operational					NFDDA/WPA/ RPNGC
	3.	Kiunga Police Stations Rehabilitated	Kunga Station Rehabilitated and Operational					NFDDA/WPA/ RPNGC
DIP 5.2 - Effective Judiciary system								
DIP 5.2	1.	New Kiunga Court House/ Building constructed	Kiunga Court House Constructed and Operational					NFDDA/WPA/ Magisterial Services/NJSS

DIP 5.3 - Correctional Services Rehabilitation and Reintegration							
DIP 5.3	1.	Ningerum CIS Infrastructure upgraded	Ningerum CIS upgraded and operational				NFDDA/WPA/ CIS Department
	2.	Number of Rural Lock-Ups established (per LLGs)	-	-	1x OLLG & 1x KRLLG	1x NLLG	-	NFDDA/WPA/ CS Department
DIP 5.4 - Community Peace and Restorative justice							
DIP 5.4	1.	Number of VCs & community justice awarenesses conducted	-	6	8	10	12	Prov/Dist Law & Justice Divisions, JSS4D/ VCs/CBC/Juvenile/DJAG

TABLE 3 STRATEGIES

No	Implementation Strategies	Sector Policy/Plan Reference
DIP 5.1 - District Policing and Crime Prevention		
1.	Upgrade Police Infrastructures (police housing and police stations)	WP NWF Strategy
2.	Increase policing in urban and rural areas through presence of police men and women	NFD Plan, WP NWF Strategy
3.	Increase recruitment of personnel including reserve police	RPNGC Strategic Plan, NFD Plan, WP NWF Strategy
DIP 5.2 - Effective Judiciary system		
1.	Construct and renovate court facilities in the district to improve effective and efficient courts services	PNG L&J White paper 2007
2.	Maintain houses for Magistrate and courthouse staff	NFD Plan, WP NWF Strategy
3.	Extension of legal services to the district and LLGs in terms of having office of public Solicitor	NJSS Plan, NFD Plan
DIP 5.3 - Correctional Services Rehabilitation and Reintegration		
1.	Upgrade CS Facilities on ground	NFD Plan, WP NWF Strategy, CS Strategic Plan
2.	Relocate the CIS Facilities from Ningerum (current location) to Gware (new location)	CS Strategic Plan
DIP 5.4 - Community Peace and Restorative justice		
1.	Increase patrols and community outreach/awareness on crime	WP NWF Strategy
2.	Work with stakeholders including youths in crime prevention activities	NFD Plan, WP NWF Strategy, DJAG- VCs reports
3.	Construct village courts shelters in villages areas in the district	NFD Plan, WP NWF Strategy, DJAG- VCs reports
4.	Increase and improve land mediation services in terms of training of land mediators	NFD Plan, WP NWF Strategy, DJAG- VCs reports

TABLE 4 INDICATORS

Project Link		District Indicators	Source (s)	Baseline (2022)	Annual Targets				
					2023	2024	2025	2026	2027
DIP 5.1 - District Policing and Crime Prevention									
1-2	1.	Ratio of police personnel to population	Police Report	N/A	1:300	1:250	1:200	1:150	1:100

DIP 5.2 - Effective Judiciary system									
1	1.	Backlog of court cases (scale: 0-100)	Magistrate's Report	N/A	100	80	60	40	20
DIP 5.3 - Correctional Services Rehabilitation and Reintegration									
1-2	1.	Total number of prison inmate population	CIS Report	N/A	56	50	40	20	10
DIP 5.4 - Community Peace and Restorative justice									
1	1.	Proportion of population reached via community justice services (%)	Prov/District L & J Reports	N/A	5	15	30	50	70
			District:	**North Fly**					
			Supporting Agencies:	**DJAG, Magisterial services, CIS, Police**					

SPA 06

NATIONAL SECURITY

OBJECTIVE

TO STRENGTHEN NATIONAL BORDER SECURITY AND ENHANCE CAPACITY OF NATIONAL FUNCTIONS AGENCIES OPERATING IN NORTH FLY AND WESTERN PROVINCE.

Overview

The National Government in the MTDIV under National Security has proposed to develop National Surveillance Capability System which includes maintaining border security. The North Fly DDA has resolved in its decision of 2019 to support the Government in establishing proper border facilities. Hence, the development of Ambaga Border Post facilities will include; Administration Buildings and Staff housing for national agencies including; Customs, Immigration, NAQIA, NIO and the PNG Defense Force. Ambaga township is proposed to be built to provide all essential services to bulk of the population living at the border. The National Government has included as part of the Special Economic Zones (SEZs) development; the "North Fly Free Trade Zone" which will bring in investors through establishment of industries. The Ambaga Border Post infrastructure is very crucial and will be the catalyst project for major developments in North Fly and Western Province.

Challenges

One of the major challenges in terms of developing border post facilities is Land issue, in particular Land disputes or conflicts among the land owner clans. Other challenges include; lack of vital infrastructure and services including; roads, bridges, power and water supply and ICT infrastructure including lack of presence of government officials and agencies at the border areas.

Way forward

Protect reserved businesses with increased local participation. WPNWF 2023-2027 third KPA emphasizes on economic empowerment through the economic sectors which also includes increasing number of local SMEs.

Financing

A projected investment of ***K14 million*** is needed to deliver on the National Security programs and projects.

Focus Projects

The following District investment programs and projects under Deliberate Intervention Programs (DIPs) are identified to address the above priority areas under National Security:

DIP 6.1 - National Defense and Cooperation

i. Defense Infrastructure & Operations Support
ii. Border Surveillance Program

DIP 6.2 - Immigration

i. Immigration Infrastructure & Operations Support

DIP 6.4 - Biosecurity

i. NAQIA Infrastructure & Operations Support

DIP 6.6 - National Intelligence

i. NIO Infrastructure & Operations Support

Tables 1 through 4 below outline the investment requirements, minimum service standards, strategies, and expected development outcomes projected for this sector.

TABLE 1 INVESTMENT

MTDP IV DIPs	District Programs/ Projects	LLGs/ Wards	Annual Allocation (K'mil)					Total est. costs (K'mil)	Funding Source(s)
			2023	2024	2025	2026	2027		
DIP 6.1 - National Defence and Cooperation									
DIP 6.1	1. Defense Border Infrastructure & Operations Support Program	NLLG/ Ambaga	0.0	0.5	1.5	1.0	0.0	3.0	DSIP/PIP/DPs/ PSIP/Non-CM-CA
	2. Border Surveillance	NLLG/ Ambaga	0.0	0.5	0.5	0.5	0.5	2.0	FRPG/Defence Ops funds/DSG
DIP 6.2 - Immigration									
DIP 6.2	1. Immigrations Border Infrastructure & Operations Support Program	NLLG/ Ambaga	0.0	0.5	1.5	1.0	0.0	3.0	DSIP/PIP/DPs/ PSIP/Non-CM-CA
DIP 6.4 - Biosecurity									
DIP 6.4	1. NAQIA Border Infrastructure & Operations Support Program	NLLG/ Ambaga	0.0	0.5	1.5	1.0	0.0	3.0	DSIP/PIP/DPs/ PSIP/Non-CM-CA
DIP 6.6 - National Intelligence									
DIP 6.6	1. NIO Border Infrastructure & Operations Support Program	NLLG/ Ambaga	0.0	0.5	1.5	1.0	0.0	3.0	DSIP/PIP/DPs/ PSIP/Non-CM-CA

TABLE 2 MINIMUM SERVICE STANDARDS

DIP No	Key Deliverables	Annual Deliverables					Responsible Agencies
		2023	2024	2025	2026	2027	
DIP 6.1 - National Defence and Cooperation							
DIP 6.1	1. Defence: 10 men accommodation constructed (border site)	1x 10 men Dormitory constructed 1x Messing & Recreation facilities constructed					Defence/NFDDA/ WPA/GoPNG
	2. Number of Border Surveillance conducted	10	15	20	25	30	Defence/Customs/ Immigration/NIO
DIP 6.2 - Immigration							
DIP 6.2	1. Immigration: Office space & Accomodation constructed (border site)	1x office space & 3x houses constructed					Immigration/NFDDA/WPA/GoPNG
DIP 6.4 - Biosecurity							
DIP 6.4	1. Biosecurity: Office space & Accomodation constructed (border site)	1x office space & 3x houses constructed					NAQIA/NFDDA/ WPA/GoPNG
DIP 6.6 - National Intelligence							
DIP 6.6	1. National Intelligence: Office space & Accomodation constructed (border site)	1x office space & 3x houses constructed					NIO/NFDDA/WPA/ GoPNG

TABLE 3 STRATEGIES

No	Implementation Strategies	Sector Policy/Plan Reference
DIP 6.1 - National Defence and Cooperation		
1.	Establish defence accommodation and associated facilities	Defence Plan, WP New Way Forward, NFD Plan
2.	Enhance Defence capabilities	Defence Plan, MTDIV Plan
3.	Increase border surveillances on incursions	Defence Plan, MTDIV Plan
4.	Relocate Forward Base Operations (FOB) from Kiunga to Border site	NFD Plan, Defence Plan, WP New Way Forward
DIP 6.2 - Immigration		
1.	Establish immigration accommodation and associated facilities	Immigration Plan, WP New Way Forward, NFD Plan
2.	Enhance immigration operations and services	Immigration Plan, WP New Way Forward, NFD Plan
3.	Increase immigration surveillances on illegal immigrants/citizens	Immigration Plan,
DIP 6.4 - Biosecurity		
1.	Establish NAQIA accommodation and associated facilities	NAQIA Plan, WP New Way Forward, NFD Plan
2.	Enhance biosecurity and quarantine services	NAQIA Plan, MTDPIV Plan,
3.	Provide community wide awareness on pests and diseases	NAQIA Plan, NFD Plan, WP New Way Forward
DIP 6.6 - National Intelligence		
1.	Establish NIO accommodation and associated facilities	NIO Plan, WP New Way Forward, NFD Plan
2.	Enhance National Intelligence capabilities	NIO Plan, MTDPIV Plan
3.	Increase surveillance on trans national & border crimes including human, drugs and guns smuggling etc	NIO Plan, MTDPIV Plan, WP New Way Forward, NFD Plan

TABLE 4 INDICATORS

Project Link	District Indicators	Source (s)	Baseline (2022)	Annual Targets				
				2023	2024	2025	2026	2027
DIP 6.1 - National Defence and Cooperation								
1-2	1. Border Surveillance System Capability (%)	Defence Reports, District BLO Reports	40	60	70	80	90	100
1-2.	2. Reduction rate in Illegal Border incursions (%)	BLO Reports	N/A	90	80	60	40	20
DIP 6.2 - Immigration								
1	1. Increased Rate of arrests of illegal immigrants/persons (%)	Immigration Reports, District BLO Reports	N/A	3	5	10	20	35
DIP 6.4 - Biosecurity								
1	1. Detection rate of pests & diseases (%)	NAQIA Reports, District BLO Reports	N/A	0	5	15	30	50
DIP 6.6 - National Intelligence								
1	1. Improved capability of National Intelligence (%)	NIO Reports, District BLO Reports	N/A	3	6	12	18	24
	District:	**North Fly**						
	Supporting Agencies:	**Customs Authority, Immigration, NIO, Defence, NAQIA, IPA, Commerce Dept**						

SPA 07

DISTRICT REVENUE AND PUBLIC FINANCE MANAGEMENT

• OBJECTIVE

TO STRENGTHEN PUBLIC FINANCE MANAGEMENT AND REVENUE COLLECTION IN NORTH FLY THROUGH CAPACITY.

Overview

The National Government under MTDPIV has planned to strengthen the revenue generation and public finance management including the tax and non-tax revenue and expenditure management. Hence, North Fly District will support these initiatives by working with the line national agencies in implementing capacity building at the District level.

Challenges

One of the challenges discussed at the 3rd Western Province Development Forum include; lack of revenue generation and absence of proper systems in place to strengthen the accountability and transparency of public funds.

Way forward

One of the way forward intervention's identified in the WP New Way Forward 2023-2027 was *"Systems Strengthening" including* "capacity building in revenue generation and public finance management".

Financing

Projected investment of ***K8.2 million*** is needed to deliver on the Revenue generation and public finance management programs.

Focus Projects

The following District investment programs and projects under Deliberate Intervention Programs (DIPs) will be delivered:

DIP 7.1 - Tax Revenue Administration

i. Revenue Collection Capacity Building & Training

DIP 7.2 - Customs Administration

i. Customs Border Infrastructure & Operational Support

DIP 7.3 - Non-Tax Revenue Administration

i. Non-Tax Revenue Collection Capacity Building & Training
ii. North Fly Development Corporation

DIP 7.4 - Public Finance Management

i. IFMS Capacity Building & Training
ii. Digital Bilum Platform (digital information system) implementation
iii. E-Procurement Capacity Building & Training

Tables 1 through 4 below outline the investment requirements, minimum service standards, strategies, and expected development outcomes projected for this sector.

TABLE 1 INVESTMENT

MTDP IV DIPs		District Programs/ Projects	LLGs/ Wards	Annual Allocation (K'mil) 2023	2024	2025	2026	2027	Total est costs (K'mil)	Funding Source(s)
DIP 7.1 - Tax Revenue Administration										
DIP 7.1	1.	Tax Administration Capacity building/Training	Kiunga	0.0	0.2	0.3	0.0	0.0	0.5	FRPG/DPs
DIP 7.2 - Customs Administration										
DIP 7.2	1.	Customs Border Infrastructure & Operations	Amabaga/ NLLG	0.0	0.5	1.5	1.0	0.0	3.0	DSIP/PIP/ DPs/PSIP/ Non-CMCA
DIP 7.3 - Non-Tax Revenue Administration										
DIP 7.3	1.	Non- Tax Administration Trainings (Fees & Charges)	Kiunga	0.0	0.2	0.3	0.0	0.0	0.5	FRPG/DPs
	2.	NF Development Corporation support	Kiunga	0.0	0.5	1.0	1.0	1.0	3.5	DSIP/ FRPG
DIP 7.4 - Public Finance Management										
DIP 7.4	1.	IFMS Capacity Building & Training	Kiunga	0.0	0.5	0.0	0.0	0.0	0.5	FRPG/DPs
	2.	Digital Bilum Platform (Digital Information System)	Kiunga	0.0	0.1	0.0	0.0	0.0	0.1	FRPG/DPs
	3.	E-Procurement Capacity building & Training	Kiunga	0.0	0.1	0.0	0.0	0.0	0.1	FRPG/DPs

TABLE 2 MINIMUM SERVICE STANDARDS

DIP No		Key Deliverables	Annual Deliverables 2023	2024	2025	2026	2027	Responsible Agencies
DIP 7.1 - Tax Revenue Administration								
DIP 7.1	1.	Number of capacity building trainings conducted (Tax Admin)	-	1	1	-	-	IRC
DIP 7.2 - Customs Administration								
DIP 7.2	1.	Customs Office space & houses constructed (border site)	1x office space & 3x houses constructed					Customs
DIP 7.3 - Non-Tax Revenue Administration								
DIP 7.3	1.	Number of trainings conducted (Non-Tax Admin)	-	1	1	-	-	DoF
	2.	NF Development Corporation Entity revived/re-established	Registered/Operational, Diversify business & Derive dividends					NFDDA
DIP 7.4 - Public Finance Management								
DIP 7.4	1.	Number of IFMS trainings conducted	1	1	-	-	-	DoF
	2.	DBP (digital information system) established and operationalised	-	1	-			DIRD
	3.	Number of E-procurement trainings conducted	-	1	-	-	-	NPC

TABLE 3 STRATEGIES

No	Implementation Strategies	Sector Policy/Plan Reference
DIP 7.1 - Tax Revenue Administration		
1.	Liaise with and engage IRC to facilitate trainings and capacity building in revenue collection systems and mechanisms including for LLGs	IRC Reforms, MTDP IV 2023-2027
2.	Collect taxes including outstanding GSTs from businesses through audits and enforcement capability of IRC	IRC Reforms, MTDP IV 2023-2027
DIP 7.2 - Customs Administration		
1.	Construct infrastructure as part of border post facilities at the border site in Ambaga, Ningerum LLG	Customs Commission, NFD Plan
2.	Strengthen Partnership between NFDDA & PNG Customs on the administration of border post	Customs Commission, NFD Plan
3.	Collect fines through impounding of illegal and undeclared goods	Customs Commission
DIP 7.3 - Non-Tax Revenue Administration		
1.	Liaise with and engage Department of Finance to facilitate trainings in non-tax revenue collection systems and mechanisms	DoF Plan, MTDP IV 2023-2027
2.	Re-establish or revitalise the North Fly District Development Corporation	NFD Plan , MTDP IV 2023-2027
3.	Collect Government fees and dividends from public utilities and investment companies and business arm of NFD	DoF Plan, NFD Plan, MTDP IV 2023-2027
DIP 7.4 - Public Finance Management		
1.	Facilitate training and rollout IFMs	DoF reform, MTDP IV 2023-2027
2.	Improve on accountability and transparency in terms of financial expenditure	DoF reform , MTDP IV 2023-2027
3.	Facilitate training and roll out DBP	DIRD reform, MTDP IV 2023-2027
4.	Improve on DSIP reporting including electronic submission on acquittal reports	DIRD reform, MTDP IV 2023-2027
5.	Facilitate training and rollout e-procurement	NPC reform, MTDP IV 2023-2027
6.	Improve on procurement of goods and services in terms of achieving efficiency and effectiveness	NPC reform, MTDP IV 2023-2027

TABLE 4 INDICATORS

Project Link	District Indicators	Source (s)	Baseline (2022)	Annual Targets				
				2023	2024	2025	2026	2027
DIP 7.1 - Tax Revenue Administration								
1	1. Proportion of tax compliant businesses in NF (%)	IRC Office Kiunga	N/A	2	4	6	8	10
1	2. Value of tax remittance-current & outstanding GST (K'mil)	IRC Reports, Audit Reports	N/A	1.0	1.5	2.0	5.0	10.0
DIP 7.2 - Customs Administration								
1	1. Border & Trade Facilitation operations (%)	Customs Office Kiunga	N/A	100% Fully rolled out/operational				
1	2. Value of customs collections from duties and fines (K'000)	Customs Office Reports	N/A	0.01	0.05	0.1	0.5	1.0

DIP 7.3 - Non-Tax Revenue Administration									
1-2	1.	Proportion of Government fees & Dividends collected (%)	WPA Finance & Admin, DoF	N/A	100% collections				
1-2	2.	Value of Dividends and fees collected (K'mil)	NF DFO, DoF	N/A	6.0	6.0	10.0	15.0	20.0
DIP 7.4 - Public Finance Management									
1	1.	IFMS Roll out (%)	DoF	N/A	100% rolled out by 2027				
2	2.	DBP Roll out (%)	DIRD	N/A	100% rolled out by 2027				
3	3.	E-Procurement Rolled out (%)	NPC	N/A	100% rolled out by 2027				
			District:	**North Fly**					
			Supporting Agencies:	**PNG CIR, PNG EC, PLAG, DPLGA, DNPM**					



SPA 08

DIGITAL GOVERNMENT, NATIONAL STATISTICS & PUBLIC SERVICE GOVERNANCE

• OBJECTIVE

TO IMPROVE GOOD GOVERNANCE AND EFFECTIVE PUBLIC SERVICE IN NORTH FLY THROUGH DIGITAL REVOLUTION.

Overview

The National Government under MTDPIV has planned for digital transformation of government services by establishing central government digital platform and infrastructures, conduct surveys and fast-track NID registration rollout program and biometric voting system, etc. Also, the government has undertaken reforms within public service administration to improve government functions at national and sub-national levels.

Challenges

Some of the challenges discussed at the 3rd Western Province Development Forum include; *"declining socio-economic indicators in education, health and law & order, delivery of government services across Western Province's remote and rugged geographic, and poor performance by some public servants*".

Way forward

One of the way forward intervention's identified in the WP New Way Forward 2023-2027 was *"Systems Strengthening" including "information technology (IT) revolution and electronic reporting"*.

Financing

Projected investment of ***K2.1 million*** is needed to deliver on the Good Governance programs.

Focus Projects

The following District investment programs and projects under Deliberate Intervention Programs (DIPs) will be delivered:

DIP 8.1 - Integrated Digital Government System

i. Ward Recording and Management
ii. District Information Management System (DIMS)

DIP 8.3 - National Identification Registration

i. North Fly NID Registration Rollout

8.6 - Public Service Administration

i. Capacity Building in System Strengthening & Public Service Reform

Tables 1 through 4 below outline the investment requirements, minimum service standards, strategies, and expected development outcomes projected for this sector.

TABLE 1 INVESTMENT

MTDP IV DIPs	District Programs/ Projects	LLGs/ Wards	Annual Allocation (K'mil) 2023	2024	2025	2026	2027	Total est costs (K'mil)	Funding Source(s)
DIP 8.1 - Integrated Digital Government System									
DIP 8.1	1. District Information & Management System (DIMS)	Kiunga	0.0	0.3	0.0	0.0	0.0	0.3	FRPG/DPs
DIP 8.2 - National Statistical System									
DIP 8.2	1. Ward Recorder Books	All LLGs	0.0	0.1	0.1	0.1	0.1	0.4	FRPG/DPs
DIP 8.3 - National Identification Registration									
DIP 8.3	1. North Fly NID Registration Rollout	KULLG	0.0	0.5	0.5	0.0	0.0	1.0	FRPG/DPs
DIP 8.6 - Public Service Administration									
DIP 8.6	1. NFD Administration Capacity Building Program	DHQ	0.0	0.1	0.1	0.1	0.1	0.4	FRPG/DPs

TABLE 2 MINIMUM SERVICE STANDARDS

DIP No	Key Deliverables	Annual Deliverables 2023	2024	2025	2026	2027	Responsible Agencies
DIP 8.1	1. DIMS established	DIMS established and operational					NFDDA/WPA/DIRD
DIP 8.2	2. Number of Wards using Recorder Books	-	10	20	30	29	NFDDA/WPA/ DPLGA
DIP 8.3	3. NID rolled out in the District			✓			NFDDA/WPA/ PNGCIR
DIP 8.6	4. Number of Public Servants Capacitated as part of PS Reforms	-	5	10	10	10	NFD Admin/WPA/ SILAG

TABLE 3 STRATEGIES

No	Implementation Strategies	Sector Policy/Plan Reference
DIP 8.1 - Integrated Digital Government System		
1.	Establish and manage ward recording system at the district to assist wards with use of recorder books	NFD Plan, DPLGA Plan
2.	Develop and manage database system (DIMS) for the District through engagement of DIRD	DIRD Plan, ICT Policy
3.	Improve collection and access to raw data for proper planning and decision making for development purpose in the district	NFD Plan
DIP 8.3 - National Identification Registration		
1.	Increase awareness on NID registration in the rural communities	NFD Plan
2.	Improve efficiency in the registration of population data	NID Policy
3.	Enhance effectiveness in issuing of NID birth certificates and cards	NFD Plan
DIP 8.6 - Public Service Administration		
1.	Increase number of Officers (Public Servants) attending trainings on public service reform and good governance at the SILAG	WPA Training Policy
2.	Strengthen Partnership with development partners including DFAT (OCDA) to capacitate Public Servants at District & LLGs	NFD Plan, WP Plan, WPA Training Plan

3.	Improve public service recruitment process at the district and LLGs	MTDPIV Plan, Public Service policy, HRM Plan
4.	Enhance public service job attachments (short term contracts)	MTDPIV Plan, Public Service policy, HRM Plan
5	Outsource human resource (technical persons) at district and LLGs	NFD Plan, WP New Way Forward

TABLE 4 INDICATORS

Project Link	District Indicators	Source (s)	Baseline (2023)	Annual Targets				
				2023	2024	2025	2026	2027
DIP 8.1 - Integrated Digital Government System and DIP 8.2 National Statistical System								
1	1. Ease of access to available data for the district - scale:0-100	District Planning	N/A	5	10	20	30	40
DIP 8.3 - National Identification Registration								
1	1. Proportion of NF Citizens registered (%)	NID Office	N/A	9.76	20.84	39.32	67.03	99.36
1	2. NF Population registered (thousands)	NID Office	(2018-2023)	10,570	22,570	42,570	72,570	107,570
DIP 8.6 - Public Service Administration								
1-2	1. Capacity at LLGs (%)	DAs office, LLG Managers	N/A	2	5	15	30	50
1-2.	2. District & LLGs performance reports submitted (%)	DAs office, LLG Managers	N/A	60	80	100	100	100
	District:	**North Fly**						
	Supporting Agencies:	**District NID Office, PNG CIR, SILAG, DPLGA, DIRD, DNPM, DFAT, OTML**						

SPA 10

CLIMATE CHANGE AND NATURAL ENVIRONMENT PROTECTION

• OBJECTIVE

TO MANAGE AND PROTECT LOCAL COMMUNITIES OF NORTH FLY FROM IMPACTS OF NATURAL DISASTERS AND ENVIRONMENTAL DEGRADATION.

Overview

Climate change and natural disaster is a real threat occurring almost frequently thereby displacing people and their livelihood. Also wastes from human and industries bring about environmental damage causing diseases and infirmity among the growing population.

The National Government under MTDPIV plans to specifically target investments in climate change, environment protection and disaster management.

Challenges

One of the challenges discussed at the 3rd Western Province Forum is on "exploitation of natural resources including environment for development purposes at the expense of the people".

Way forward

The WP New Way Forward proposes "stakeholder partnerships" which means all stakeholder agencies working together for the common good of all. Hence, North Fly district will endeavor to work closely with National Government agencies such as Climate Change Environment Protection Authority (CEPA), National Disaster Centre (NDC) and others to mitigate and minimize the effects and impacts of natural and man-made disasters caused on the communities and the environment itself.

Financing

A projected investment of ***K5.0 million*** is needed to deliver the above priorities.

Focus Projects

The following District investment programs and projects under Deliberate Intervention Programs (DIPs) will be delivered for the climate change and environment sector programs & projects:

DIP 10.2 - Environment Protection (National Waste Development Program)

i. Kiunga Waste Management project

DIP 10.3 - Natural Disaster Management (Natural Disaster Program)

i. North Fly District Disaster and Emergency Response

Tables 1 through 4 below outline the investment requirements, minimum service standards, strategies, and expected development outcomes projected for this sector.

TABLE 1 INVESTMENT

MTDP IV DIPs	District Programs/ Projects	LLGs/ Wards	Annual Allocation (K'mil)					Total est costs (K'mil)	Funding Source(s)
			2023	2024	2025	2026	2027		
DIP 10.2 - Environment Protection									
DIP 10.2	1. Kiunga Town Waste Management Project	KULLG	0.0	0.5	2.5	0.0	0.0	3.0	FRPG/I. Grant/DPs
DIP 10.3 - Natural Disaster Management									
DIP 10.3	1. North Fly Disaster & Emergency Response Program	ALL LLGs	0.0	0.5	0.5	0.5	0.5	2.0	FRPG/ MROT2

TABLE 2 MINIMUM SERVICE STANDARDS

DIP No	Key Deliverables	Annual Deliverables					Responsible Agencies
		2023	2024	2025	2026	2027	
DIP 10.2	1. Waste Management System for Kiunga Developed	Kiunga Waste Management developed and operational					DDA/WPA/ CEPA/OTML
DIP 10.3	2. Disaster response activities implemented	✓ Draft disaster response plan ✓ Set up Disaster Committee ✓ Build community resource centres					DDA/WPA/ NDC/OTML

TABLE 3 STRATEGIES

No	Implementation Strategies	Sector Policy/Plan Reference
DIP 10.2 - Environment Protection		
1.	Develop proper waste management system for better waste disposal and management in Kiunga	NFD Plan, Waste Management Plan/ Policy
DIP 10.3 - National Disaster Management		
1.	Establish Disaster Risk Management Reduction and Disaster Management Framework, and Response Plan	NFD Plan, Disaster Management Plan

TABLE 4 INDICATORS

Project Link	District Indicators	Source (s)	Baseline (2022)	Annual Targets				
				2023	2024	2025	2026	2027
DIP 10.2 Environment Protection								
1	1. Incidences of health risks from current waste system (%)	Environment health	N/A	80	70	50	20	10
DIP 10.3 Natural Disaster Management								
1	1. Proportion of population affected by natural disasters (%)	District Disaster	N/A	90	80	60	40	20
	District:	**North Fly**						
	Supporting Agencies:	**NDC, CEPA, OTML**						

SPA 11

POPULATION, YOUTH AND WOMEN EMPOWERMENT

• OBJECTIVE

TO PROVIDE A CONDUCIVE ENVIRONMENT FOR A SUSTAINABLE, INCLUSIVE AND PRODUCTIVE POPULATION OF NORTH FLY.

Overview

The National Government under MTDPIV identifies deliberate programs to support and manage population, youth boom, issues affecting women and disability, etc. Empowering youths and women including young girls and PLWDs/Disabled persons is vital to realizing sustainable population development. These will be the focus of North Fly District in this medium-term plan period.

Challenges

Some of the challenges include; population boom, rising unemployment and drop outs, lack of proper infrastructures and facilities on the ground, etc.

Way forward

Some of the way forward interventions discussed at the 3rd Western Province Development Forum regarding Youth and Women empowerment in the education, economic and law & justice sectors include; *"improve access for school age children & teenagers and youths, improve and promote gender equality, deliver SME training & access to loan facilities including for women and youth and engage youth in economic activities"*. Hence, North Fly district will endeavor to support and implement the above intervention programs for youth, women and Persons Living With Disability as they are part of the greater population in order to achieve Governments objectives.

Financing

A projected investment of ***K9.5 million*** is needed to deliver on the above priorities.

Focus Projects

The following District investment programs and projects under Deliberate Intervention Programs (DIPs) will be delivered as Empowerment Programs and Projects:

DIP 11.1 - Sustainable Population

i. Family Planning Support
ii. North Fly Girls Education Support Program &Training Scholarships

DIP 11.2 - Youth Development & Labour Mobility

i. North Fly Youth Development Program

DIP 11.3 - Sports Development

i. North Fly Sports Facilities Improvement
ii. District Sports Development

DIP 11.4 - Women Empowerment

i. North Fly Women's Meri Seif Haus

ii. Women in Business Support

DIP 11.5 - Family and Social Protection

i. Callan Services Support program

Tables 1 through 4 below outline the investment requirements, minimum service standards, strategies, and expected development outcomes projected for this sector.

TABLE 1 INVESTMENT

MTDP IV DIPs		District Programs/ Projects	LLGs/ Wards	Annual Allocation (K'mil)					Total est costs (K'mil)	Funding Source(s)
				2023	2024	2025	2026	2027		
DIP 11.1 - Sustainable Population										
DIP 11.1	1.	Family Planning Support Program	All LLGs	0.0	0.1	0.1	0.1	0.1	0.4	FRPG/DSIP
	2.	Girls Education Support Program & Training Scholarships	All LLGs	0.0	0.5	0.5	0.5	0.5	2.0	FRPG/DSIP/ MROT2
DIP 11.2 - Youth Development and Labour Mobility										
DIP 11.2	1.	Youth Development Program	All LLGs	0.0	0.0	0.5	0.5	0.0	1.0	FRPG/DSIP/ DPs
DIP 11.3 - Sports Development										
DIP 11.3	1.	Sports Facilities Improve-ment	All LLGs	0.0	1.0	1.0	1.0	1.0	4.0	FRPG/DSIP/ DPs
	2.	District Sports Develop-ment	All LLGs	0.0	0.2	0.2	0.2	0.2	0.8	FRPG/DSIP/ DPs
DIP 11.4 - Women Empowerment										
DIP 11.4	1.	Women's Meri Seif Haus	KULLG	0.0	0.0	0.5	0.0	0.0	0.5	FRPG/DSIP/ DPs
	2.	Women In Business Support	All LLGs	0.0	0.1	0.1	0.1	0.1	0.4	FRPG/DSIP/ DPs
DIP 11.5 - Family and Social Protection										
DIP 11.5	1.	Callan Service Support Program	All LLGs	0.0	0.1	0.1	0.1	0.1	0.4	FRPG/DPs

TABLE 2 MINIMUM SERVICE STANDARDS

DIP No	Key Deliverables	Annual Deliverables					Responsible Agencies
		2023	2024	2025	2026	2027	
DIP 11.1 - Sustainable Population							
DIP 11.1	1. Number of stakeholders providing family planning services	1	2	3	3	3	NFDDA/District Health/WPHA
	2. Number of Girls assisted with Sponsorships/Scholarships	-	60	100	150	200	NFDDA/WPA/DoE/ Comm Services
	3. Percentage of population who are females age 5-29 attending school	46	50	60	70	80	District Edu/NFDDA/DoE/WPA
DIP 11.2 - Youth Development and Labour Mobility							
DIP 11.2	1. North Fly Youth Development Centre established	Kiunga Youth Centre established and operational					NFDDA/WPA/ Comm Services/ NYDA
	2. Number of Youths in Labour Mobility & skills trainings Schemes	-	5	10	20	30	NFDDA/Comm Services/PNGLMU
DIP 11.3 - Sports Development							
DIP 11.3	1. Number of Sports facilities improved/upgraded	-	1x NLLG	2x KRLLG 2x OLLG	-	-	NFDDA/LLGs/ Comm Services/ NSF
	2. Number of Sporting codes (rugby, soccer, athletics etc..) developed	-	2	3	4	5	NFDDA/WPA/ Comm Services/ NSF
DIP 11.4 - Women Empowerment							
DIP 11.4	1. Women's Meri Seif Haus (MSH) constructed	Meri Saif Haus established and operational					NFDDA/WPA/Dist Comm Services
	2. Number of Trainings/Forums conducted for Women in Business	-	2	2	2	2	NFDDA/Dist & Prov Commerce/ banks
DIP 11.5 - Family and Social Protection							
DIP 11.5	1. Number of Disability Program activities implemented	-	3	5	8	10	NFDDA/Calan Services/Dist Comm

TABLE 3 STRATEGIES

No	Implementation Strategies	Sector Policy/Plan Reference
DIP 11.1 - Sustainable Population		
1.	Effective management of population through increased family planning services	National Population Policy
2.	Increase awareness of family planning in schools and communities at ward level	NFD Plan, WP NWF Strategy
3.	Establish an All Girls School or special training centre for girls in NF	NFD Plan, Sustainable Population Policy
4.	Promote and enhance education and employment opportunities for girls from NF	NFD Plan, MTDPIV Plan, Nat Population Policy
5.	Increase awareness of girls/women's rights in schools and communities	NFD Plan

DIP 11.2 - Youth Development and Labour Mobility		
1.	Equip youths with adequate avenue for youth empowerment and development in the district	NFD Plan, WP NWF Strategy, Youth Policy
2.	Engage youths in labour mobility schemes to gain skills and to help develop their families and communities	NFD Plan, WP NWF Strategy, labour mob Plan
3.	Develop 5 Year Youth Development Plan	Youth Policy, NYDA Plan
4.	Establish and improve skills training and personal development programs to equip youths for job markets & opportunities	National Employment Policy
DIP 11.3 - Sports Development		
1.	Develop and promote different sporting codes in the district	Nat Sports Policy, NFD Plan, WP NWF Strategy
2.	Improve existing sporting facilities in the LLG Centres	NFD Plan, Nat Sports Policy
3.	Develop 5 Year Sports Development Plan	Nat Sports Policy, NFD Plan
4.	Motivate athletes from the district through incentives and sponsorships	NFD Plan, WP NWF Strategy
5.	Encourage and promote sports development in schools and at ward levels	Nat Sports Policy, NFD Plan
DIP 11.4 - Women Empowerment		
1.	Empower women through establishment of Meri Seif Haus facility	NFD Plan, Community Justice Reforms, WIB Plan
2.	Develop 5 Year Women Development Plan	NFD plan, WP NWF Strategy,
3.	Promote and encourage Women in Business	NFD Plan, GESI Policy
4.	Support Women through SME and sports development initiatives and programs	NFD Plan, WP NWF Strategy
DIP 11.5 - Family and Social Protection		
1.	Empower People Living With Disability (PLWD) through support of Calan Services & NF PLWD Association, etc	NFD Plan, Disability Policy
2.	Develop 5 Year Disability Development Plan	NFD Plan, Disability Policy
3.	Empower Persons Living With Disability (PLWD) to participate in socio-economic programs	NFD Plan, Disability Policy
4.	Provide ease of accessibility for PLWDs to available public infrastructure and facilities	NFD Plan, Disability Policy

Table 4 INDICATORS

Project Link	District Indicators	Source (s)	Baseline (2022)	Annual Targets				
				2023	2024	2025	2026	2027
DIP 11.1 - Sustainable Population								
1	1. Family planning (%)	District Health/ WPHA	N/A	4	6	10	15	20
2	2. Proportion of girls having access to Formal & Higher Education (%)	District Education	N/A	5	10	20	30	50
DIP 11.2 - Youth Development and Labour Mobility								
1	1. Proportion of youth population who completed Gr 12 (%)	District Education, NDoE	N/A	53	58	63	68	73
1	2. Proportion of youth population attained technical skills training (%)	District Education, DHERST	N/A	Data to be provided				

DIP 11.3 - Sports Development									
1-2	1.	Proportion of youths participating in formal sport development (%)	District Comm Services	N/A	3	5	8	12	18
1-2	2.	Youth population engaged in various sporting codes (thousands)	District Comm services	N/A	Data to be provided				
DIP 11.4 Women Empowerment									
1	1.	Proportion of victims of GBV receiving counselling services (%)	District Comm Justice Police GBV Report	N/A	3	5	8	10	12
2	2.	Proportion of Women in Leadership & Business (%)	District Commerce	N/A	0.5	1	2.5	3.5	5
1-2	3.	Gross enrolment rate for females in primary education (%)	District Education	N/A	45	50	60	70	80
DIP 11.5 - Family and Social Protection									
1	1.	Increase Special Care Services for PLWD (%)	Callan Service Report	N/A	1	3	5	7	9
			District:	**North Fly**					
			Supporting Agencies:	**DoE, DHERST, DNPM, NYDA, PNGSF, DCDR, CI, Calan Services, Marie Stopes PNG**					

SPA 12

STRATEGIC PARTNERSHIPS

• OBJECTIVE

TO STRENGTHEN PARTNERSHIPS WITH ALL STAKEHOLDER DEVELOPMENT PARTNERS FOR DEVELOPMENT OF NORTH FLY.

Overview

Strategic partnership is very vital to achieving the development aspirations of North Fly District and its people. Development in the district will only progress when there are collaborative efforts by all stakeholders working together. Hence, the North Fly District DDA will continue its partnership with all stakeholder partners who are in the district to further enhance and progress its development vision. There are various development partners including; CSOs, FBOs, NGOs, private sector organisations, donor agencies, etc working and serving in North Fly.

Challenges

Some of the challenges include; isolated communities, high costs of service delivery, lack of proper dialogue, duplication of services being implemented, geographic terrain, etc.

Way forward

The WP New Way Forward 2023-2027 emphasises strong partnership between Provincial Government, Districts, LLGs, the People and the Stakeholder Development Partners in Western Province. The 4Ps (Public-Private-People-Partnership) approach is the model that WP NWF 2023-2027 Strategy endeavours to give prominence to in terms of implementing development programs and projects in the province.

Financing

A projected investment of ***K14.9 million*** is needed to deliver on the above priorities. A total estimated amount of K300m is being currently budgeted with source of funding from two of the biggest private sector partners in NF and WP to roll out high impact projects.

Focus Projects

The following District investment programs under Deliberate Intervention Programs (DIPs) will be delivered for the Strategic Partnerships sector:

DIP 12.2 - Development & Economic Cooperation

i. Republic of Indonesia Partnership

DIP 12.3 - Private Sector

i. Ok Tedi Development Foundation Partnership
ii. PNG SDP program Partnership
iii. Ok Tedi Mining Limited Partnership
iv. West Agro Holdings Limited Partnership

DIP 12.4 - Churches and CSOs

i. Churches Partnership
ii. CSOs/NGOs Partnership

DIP 12.5 - National Volunteer Service

i. National Volunteer Intervention Program

Tables 1 through 4 below outline the investment requirements, minimum service standards, strategies, and expected development outcomes projected for this sector.

TABLE 1 INVESTMENT

MTDP IV DIPs	District Programs/ Projects	LLGs/ Wards	Annual Allocation (K'mil) 2023	2024	2025	2026	2027	Total est costs (K'mil)	Funding Source(s)
DIP 12.2 - Development and Economic Cooperation									
DIP 12.2	1. Republic of Indonesia Partnership	NLLG/ Ambaga	0.0	0.5	1.0	1.0	1.0	3.5	DSIP/DPs/ FRPG
DIP 12.3 - Private Sector									
DIP 12.3	1. Ok Tedi Dev Foundation Partnership	NLLG/ KRLLG	0.0	0.5	1.0	1.0	1.0	3.5	OTDF Trust Funds
	2. PNG SDP Partnership	All LLGs	2.0	10.0	30.0	20.0	20.0	100.0	PNGSDP Funds
	3. Ok Tedi Mining Limited Partnership	All LLGs	0.0	50.0	50.0	50.0	50.0	200.0	TCS
	4. West Agro Holdings Ltd Partnership	KULLG/ KRLLG	0.0	1.0	2.0	0.0	0.0	3.0	MROT2/ FRPG/
DIP 12.4 - Civil Societies and Churches									
DIP 12.4	1. ECPNG/Catholic Church Partnership	All LLGs	0.0	0.5	0.5	0.5	0.5	2.0	FRPG/DSIP
	2. CSOs/NGOs Partnership	All LLGs	0.0	0.5	0.7	0.5	0.5	2.2	FRPG/DSIP
DIP 12.5 - National Volunteer Services									
DIP 12.5	1. Volunteer Intervention Program	All LLGs	0.0	0.1	0.2	0.2	0.2	0.7	FRPG/DSIP

TABLE 2 MINIMUM SERVICE STANDARDS

DIP No	Key Deliverables	Annual Deliverables 2023	2024	2025	2026	2027	Responsible Agencies
DIP 12.2	1. NFDDA - R. I programs/Projects (Border Infrastructure & FTZ Developments) implemented	-	1	2	2	2	NFDDA/R.I Govt/GoPNG
DIP 12.3	1. OTDF Partnership (Agriculture) projects delivered	-	2	2	2	2	NFDDA/WPA/ OTDF
	2. PNGSDP Partnership (Transport/Infrast/education/energy) projects delivered	1	1	1	1	1	NFDDA/WPA/ PNGSDP
	3. OTML Partnership (Infrastructure/roads/water supply) projects delivered	1	1	1	1	1	NFDDA/WPA/ OTML
	4. West Agro Holdings Partnership (Vanila) project delivered	1	1	1	1	1	NFDDA/WPA/ WAHL
DIP 12.4	1. Church partnership (education/health) projects delivered	1	2	2	3	4	NFDDA/WPA/ ECPNG
	2. CSO/NGO partnerships (health) projects delivered	-	3	4	5	5	NFDDA/WPA/ SCOs/NGOs

DIP 12.5	1.	Volunteer Intervention Programs delivered	-	1	2	2	2	NFDDA/WPA/ Nat Volunteer orgs

TABLE 3 STRATEGIES

No	Implementation Strategies	Sector Policy/Plan Reference
DIP 12.2 - Development and Economic Cooperation		
1.	Strengthen Relationship with Republic of Indonesia to facilitate formal Border & Trade	NFD Plan, WP NWF 2023-2027, PNGDCP, PNG-RI Int Trade Agreement
2.	Conduct Annual Meetings between NFDDA & Embassy of the Republic of Indonesia	NFD Plan, Foreign Policy
DIP 12.3 - Private Sector		
1.	Strengthen partnership with Private Sector organisations in service delivery in the district	NFD Plan, WP NWF 2023-2027, PPP Policy
2.	Conduct Forums between the NFDDA and Private sector	NFD Plan, PPP Policy
DIP 12.4 - Civil Societies and Churches		
1.	Strengthen partnership with Churches, CSOs and NGOs in service delivery in the district	NFD Plan, WP NWF 2023-2027, PPP policy
2.	Conduct forums between NFDDA and Churches and CSOs	NFD Plan, CSO policy
DIP 12.5 - National Volunteer Services		
1.	Strengthen partnership with National Volunteer Service to increase number of volunteers in NF	NFD Plan, WP NWF 2023-2027, National Volunteer Policy
2.	Provide capacity building trainings for Volunteers from within the District & Province	National Volunteer Policy

TABLE 4 INDICATORS

Project Link	District Indicators	Source (s)	Baseline (2022)	Annual Targets				
				2023	2024	2025	2026	2027
DIP 12.2 - Development and Economic Cooperation								
1	1. Number of Official Meetings between NF District & Indonesian Embassy	NFD DAs Office	N/A	1	2	2	2	2
DIP 12.3 - Private Sector								
1-4	1. Percentage of Private sector participation in service delivery (%)	District & Provincial Planning offices	N/A	20	30	50	70	100
DIP 12.4 - Civil Societies and Churches								
1-2	1. Percentage of churches & CSOs participation in service delivery (%)	District & Provincial Planning offices	N/A	2	4	6	8	10
DIP 12.5 - National Volunteer Services								
1	1. Percentage of Volunteers engaged in volunteer service in NF (%)	District & Provincial Planning offices	N/A	-	1	2	4	6
	District:	**North Fly**						
	Supporting Agencies:	**Foreign Affairs, DNPM, R.I Embassy, OTDF, OTML, PNGSDP, IAI, ECPNG & Catholic churches, Calan, World Vision, ADI, Save the Children, NVS orgs**						

Bank of Papua New Guinea
APEC 2018
Papua New
Guinea
GOVERNOR
SECRETARY
DEPARTMENT OF TREASURY

CHAPTER 4 FINANCING & IMPLEMENTATION OF THE PLAN

"Fostering Growth through Socio-Economic Development"

04 CHAPTER 4 FINANCING AND IMPLEMENTATION OF THE PLAN

This section is about financing of the NFDDP (2023 – 2027) through various financing sources for implementation of District Investments, Programs and Projects within this medium-term plan cycle. The total cost of the plan is estimated at K506.6 million to finance the plan.

4.1 Financing Summary

The table below presents the summary of NFDDP (2023 – 2027) estimated cost for each SPAs over the 5-year implementation period.

Table 5 - Financing Summary NFDDP 2023-2027

SPAs	Strategic Priority Area	2023 K'mil	2024 K'mil	2025 K'mil	2026 K'mil	2027 K'mil	Total K'mil	Total Share of Investment (%)
SPA 1	Strategic Economic Investment	1.5	10.9	37.8	12.0	8.5	70.7	13.95%
SPA 2	Connect PNG Infrastructure	0.0	40.3	70.5	68.7	73.7	253.7	50.63%
SPA 3	Quality and Affordable Health Care	10.0	6.95	10.15	8.65	8.65	44.4	8.76%
SPA 4	Quality Education and Skilled Human Capital	0.0	11.9	17.1	18.1	8.6	55.7	11.11%
SPA 5	Rule of Law & Justice	0.0	3.7	8.2	7.2	3.7	22.8	4.50%
SPA 6	National Security	0.0	2.5	6.5	4.5	0.5	14.0	2.79%
SPA 7	National Revenue and Public Finance Management	0.0	2.1	3.1	2.0	1.0	8.2	1.63%
SPA 8	Digital Government, National Statistics and Public Service Governance	0.0	1.0	0.7	0.2	0.2	2.1	0.41%
SPA 10	Climate Change and Environmental Protection	0.0	1.0	3.0	0.5	0.5	5.0	0.98%
SPA 11	Population, Youth and Women Empowerment	0.0	2.0	3.0	2.5	2.0	9.5	1.89%
SPA 12	Strategic Partnerships	0.0	3.1	5.4	3.2	3.2	14.9	2.94%
	TOTAL	**11.6**	**85.55**	**165.55**	**127.65**	**110.65**	**501**	**100%**

4.2 Sources of Financing

4.2.1 Provincial Service Improvement Program (PSIP)

Some of the investments will be funded by the Provincial Government (FRPG) through the PSIP funding. These programs and projects are deemed as significant to both the District and Province in terms of their impact in improving living standards of our citizens. They also contribute to achieving the objectives of the WP New Way Forward Strategy 2023-2027. In this case, the projects and programs will jointly be funded by FRPG and NFDDA together with Development Partners. The JPPBPC will also have to approve these projects via its meetings chaired by the Hon Governor and approve and allocate some of the funding from the sector improvement funds depending on which sector these projects and programs fall under. The District Planning will work together with Provincial Planning, Capital Works and M&E divisions to monitor and report on the outcomes of the Projects and Programs being implemented.

4.2.2 District Service Improvement Program (DISP)

Most of the investments from SPA 1 to 12 will be financed by the DSIP funding of K10 million ceiling given to the districts. Some of the programs and projects will either be solely funded by DSIP or counter funded with other funding sources. DSIP is a direct funding given annually by the National Government to the districts and is reflected in the District Budget for its implementation. The NF DDA board of which the Open Member is the Chairman in with the Development Plan endorse programs and projects for implementation under the DSIP funding source. The District Planning and Projects coordinating team will monitor and report on the status of the implementation of the programs and projects.

4.2.3 District Infrastructure Grant

Some of the key investments in the district will be funded under this grant which comes as a PIP funding whereby each district receives K5 million through its budget. This funding will finance major infrastructure projects such as Connect PNG Infrastructure, including roads, bridges, ICT, WaSH, and energy projects.

4.2.4 MTDP IV Kina-4-Kina Intervention Program

Kina for Kina arrangements is to fund critical infrastructure in the district. Some of the investments identified in SPAs 1, 2, 3, 4, 5 & 6 can be financed under this funding. The MTDPIV emphasizes Kina for Kina arrangement; whereby the host District and the National Government co-fund the projects in the district. This is a deliberate intervention undertaken by the Government using 50 – 50 approach to funding the projects.

4.2.5 Infrastructure Tax Credit Scheme

The Infrastructure Tax Credit Scheme (ITCS) is another form of financing projects and programs in the district. This scheme has existed since the 90s. The National Government increased the tax credit scheme for mining projects areas from 0.75% to 2% in 2022. This allows companies such as Ok Tedi Mine to liaise with the National Planning Department to fund key infrastructure projects in the District. Projects under Transport/Infrastructure, health and education are funded under the ITCS.

4.2.6 Non-CMCA Funding

The Non-CMCA funding is another source of financing programs and projects in the district. This funding is coordinated by the Mining Department where by District DDAs and the Fly

River Provincial Government are given funding allocations to implement their programs and projects.

4.2.7 Development Partners Program Support

The development partners through development cooperation with the National Government have financing in place to fund various programs and projects in the country. The district will endeavor to use this avenue to source funding by way of submissions to National Planning Department. This financing source will also assist finance most of the investment programs and projects captured under SPAs 1 to 12.

4.2.8 Public Investment Programs

This funding is sourced from the Government's Capital Investment Budget to fund various key investment projects and programs contained in the NFDDP 2023 – 2027. The PIP funding will be directed to developing new and redeveloping existing infrastructure and services in the areas of economic, health, education, transport and law & justice sectors in the district. The District will work with National Planning Department and other line agencies of the sectors above to ensure programs and projects are implemented in the district per the district plan.

4.2.9 Function Grants

Function grants are service delivery grants that directly goes to districts for implementation of MPA sectors including; health, education, agriculture & livestock, transport and law & justice. This funding is captured in the district budget to carry out maintenance of existing infrastructure that is deemed vital in providing access to services for the bulk of our rural population.

4.2.10 Internal Revenue

Another source of financing is from the Provincial Government's internal revenue sources. There are two types; General Internal Revenue which include; mining royalties, GST, MVIL, liquor licensing, traffic fines, etc. The other internal revenues include; development levies (Log export levies & Oil/Gas levies), MROT2 dividends received through MRDC. These internal revenues are classed as FRPG in the funding source in the plan to fund the programs and projects in the district.

4.2.11 Private Sector Partnerships

This form of financing is facilitated through Public Private Partnership (PPP) arrangements between the government and private sector. The private sector organizations in the district include; mining companies and other major development organisations who have social obligations to support the host districts and provinces where they operate, such as Ok Tedi Mine Ltd. The funding may come in any form such as grant assistance, which should fund the programs and projects identified in the plan.

4.3 Budget Strategy

The District Budget Strategy paper (DBSP) will be drafted annually to guide in formulating and implementing of the District Budgets aligning to the NFDDP 2023 – 2027. The DBSP outlines the financing strategy that is precise and effective, and which places emphasis on prudent management of financial resources through proper accountability and transparency in accordance with the Public Financial Management (PFM) Act.

4.4 Implementation and Governance Structure Strategy

In terms of the Governance and effective implementation of the District Plan, North Fly District Management Team, will meet on a regular basis to oversee and review the implementation of the NFDDP. In line with Section 119 reporting, where district and provinces are required by the Organic Law on Provincial and Local Level Government Act 1995, the office of the District Administrator and his sectional or divisional heads will submit the district reports to the Provincial Administrator who will further submit to the head of NEFC and DPLGA.

DAT
ANAL

CHAPTER 5 MONITORING, EVALUATION AND REPORTING

"Fostering Growth through Socio-Economic Development"

05 CHAPTER 5 MONITORING, EVALUATION AND REPORTING

5.1 Implementation and Monitoring

This section outlines the implementation and monitoring of the plan. The projects and programs from the district requiring external funding must comply with the requirements of funding sources. The district through the procurement committee (DPCNPC) will use the government's procurement process to ensure compliance and accountability. All projects and programs must be funded from the development plan.

Fig-6 District Procurement Process under Implementation & Monitoring

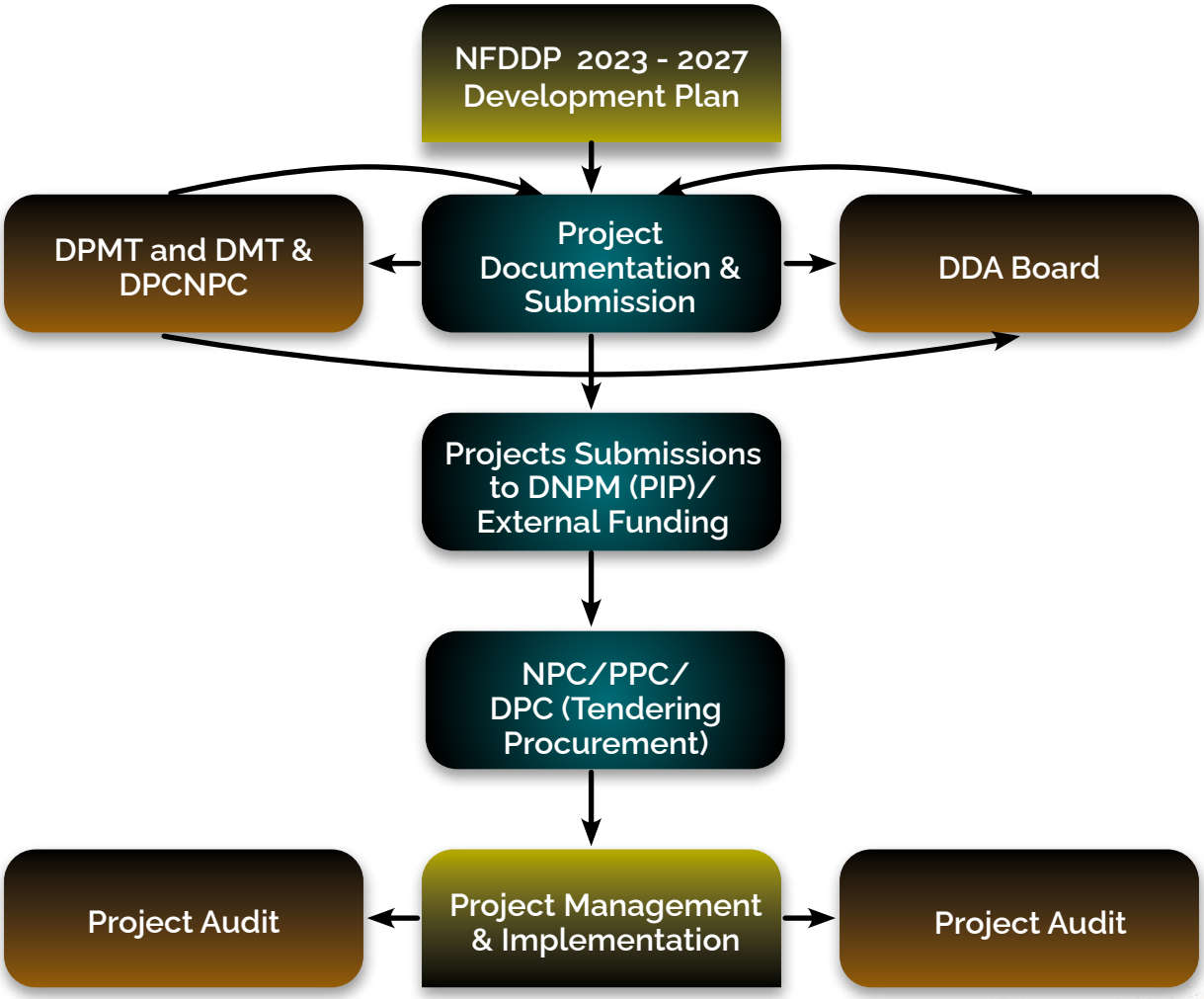

The District Projects Unit (DPU) will be established under the Administration to Manage & Implement Projects while the DMT will be responsible for managing implementation of the plan.

5.1.1 Project Monitoring

The PIP and High Impact projects Monitoring will be undertaken by the DNPM and assisted by District Planning & Monitoring. Projects funded from DSIP will have monitoring undertaken by the DIRD and assisted by District Planning and Monitoring. The M&E officers visit the district and conduct meetings and work closely together with the responsible district officers from the Division of Planning and Monitoring and respective sectors and agencies under whom the programs and projects are being implemented in the district. They will peruse through the project documents including progress reports and undertake site visits to project locations, conduct interviews and collect necessary information and data on investments using M&E template to formulate reports. The district will need to establish a project steering committee to whom all project managers and implementers will report to. The PSC will meet every two weeks to get update on all status of programs and projects and will provide its feedback with recommendations including endorsing of project reports and necessary documentations for DMT, DDA Board and also for reporting and submitting of progress reports to DNPM, DIRD, etc.

5.1. 2 Result Monitoring (Impact)

The impact of all projects implemented will be assessed 3 three years after the completion of the project by District Planning & Monitoring and M&E divisions with the assistance from sector Program Coordinators in consultation with the beneficiaries of the projects.

5.2 Reporting and Information Management

The reporting of the funded projects will be based on quarterly reviews/reports, which will be prepared by the divisional heads as sector coordinators/agencies/stakeholders concerned and provided to the District Planning and Monitoring Division. Report collected will be validated, analyzed, and evaluated to compare against the set targets and indicators for decision making.

5.2.1 District Information System

All verified project reports will be stored away at the Central District Information System/ Data Base for easy access by Senior Executive Team/Sectors concern.

5.2.2 Section 119 Report

Section 119 Reports will be part of the District Information System/Data Base to keep track of service delivery within the district.

5.2.3 Ward Recorder System

District and LLGs will collect and update ward records to create ward record systems to be easily accessible by the province and stakeholder development partners.

5.2.4 PIP Implementation Report (Specify the periodic reports)

PIP Implementation Report will be provided quarterly or yearly depending on the size of the project.

5.3 Evaluation and Assessments

The review of the plan is vital to determine its success and failures at the project's implementation level.

5.3.1 Mid – Term Review and Assessment

The District Project Steering Committee (DPSC) appointed by the DMT will be responsible for conducting the mid-term review to determine the progress and the implementation of the plan.

Yearly/Mid Term review of the plan will be conducted by the District Planning & Monitoring Division with the assistance from Department of National Planning & Monitoring through the DMT who will further recommend to the DDA Board for endorsement. Program coordinators and other relevant stakeholders will assist the review using the M&E Review Framework.

Table 6 - M&E Review Template

Mid Term/End Target M&E Framework Template Implementation Period 2023-2027								
Outputs	Responsibility for Implementation		Result Indicators	Monitoring and Evaluation			Responsibility for monitoring & reporting	
	Lead Entity	Supporting Entities		Baseline (2022)	Mid-term Target (2025)	End Target (2027)	Lead Entity	Supporting Entities

SWAMP, NORTH FLY DISTRICT

CHAPTER 6
RISK MANAGEMENT

"Fostering Growth through Socio-Economic Development"

06 CHAPTER 6
RISK MANAGEMENT

Potential risks are always bound to occur which may adversely affect the implementation of the NFDDP 2023 -2027. Hence, there must be strategies in place to identify the possible risks in order to address them effectively. Some of the risk factors include; natural disasters, financing unsolicited projects, non-alignment of district implementation plans, increasing law and order, lack of funding, land disputes, internal and border security issues, Lack of human resources and technical capabilities, and Geographic of the province etc.

6.1 Natural Disasters

Climate change and natural disaster will affect the internal revenue and other source for financing of the development plan. North Fly District will employ strategic intervention programs for emergency and recovery plans for the district. The district will have environment risk management plan in place.

6.2 Financing Unsolicited Projects

Funding of unsolicited projects and programs imposes a high risk and hinders the implementation of the district budget and the potential to deliver targets per the plans. Ensure that compliance to procurement process must be observed including procurement act 2021 and related guidelines.

6.3 Non-alignment of Development Plans

Non-alignment of LLG and ward plans to district plan has been an impediment to the implementation of plans. NFDDP 2023-2027 will set out a clear direction for LLGs and Wards to frame their Plans.

6.4 Increasing Law and Order

Increasing law and order issues including threats at border areas are becoming a cause for concern. This will have a negative effect on implementing the development plan. The government at all levels had minimum capacity and lack of support to effectively address the seriousness of these issues and proper mechanism will be instituted to take a holistic approach.

6.5 Lack of funding to effectively implement the budget

Late release of development funds from Waigani to the district and diversion of targeted development budgets from within District Administration into unbudgeted programs and projects are impediments to implementation of the plan. Regular dialogue to be established with relevant agencies to effectively release the funds to implement the plan. Annual Activity/Work Plans for implementing the projects must be strictly be followed in terms of access of funds for the projects.

6.6 Land Disputes

Land dispute is one of the major issues to hindering commencement or progress of the project on the ground. Issues of unpaid or delayed compensation and infighting by clans and sub-clans on land ownership can result in temporary or permanent halt of the project. This is because most of the Land is owned by customary landowners. There must be mechanisms in place to resolve disputes through proper mediation including by District Land Dispute Committee.

6.7 Lack of Governance

Lack of proper alignment of plans from wards up to LLGs with district and further with the provincial, thus resulting in disparity. Hold responsible officers accountable including docking of pays for non-compliance to reporting.

6.8 Political Influences

There are lot of risks involved when Political leaders have their own interest in programs and projects that are not linked to development plans for the benefit of wider communities. Conduct induction on politicians on the importance of following policy guidelines for all the funding sources. Also workshop the development plan with all stakeholders involved.

6.9 Lack of Human Resources and Technical Capabilities

Lack of manpower in technical areas for implementation of development plan is a major hindrance. The newly approved administrative structure should solve the manpower issues in the administration. Outsourcing of technical personnel is one way to assist.

6.10 Geographical features of the District

All projects will have detail study to determine the actual cost that will cover the logistics of delivering a project. Logistics costings can be funded separately from internal funding sources and not included from the actual project costs.

Table 7 - Risk Management Matrix

Key Risk	Consequence 4. Extreme 3. High 2. Medium 1. Low	Probability 4. Almost Certain 3. Likely 2. Possible 1. Unlikely	Rating	Risk Management Strategy
Natural Disaster	4	4	16	Have a District Response Plan. Liase with National Disaster Office and other agencies in the District to monitor and coordinate.
Financing Unsolicited Projects	3	3	9	DSIP and other fundings to follow proper procurement and tender process. Policy Guidelines of PFM and NPC Acts to be adhered to in following due process.
Non-alignment of Development Plans	2	2	4	Collaborate with LLGs and Wards to ensure respective plans are in place and aligned to the District plan.
Increasing Law and Order	3	3	9	Capacitate police with necessary resources. Improve Law and Justice infrastructure in the District.
Lack of Funding	3	3	9	Regular dialogue with agencies for timely release of funds to the District. Tighten up budget and compliance. Strickly follow work plans to implement projects per the plan.
Lack of Governance	2	3	6	Hold responsible officers and agencies accountable for non-compliance to reporting and non-accountablility.
Political Influence	2	3	6	Strongly advocate on the following policy guidelines through induction and workshopping of the plan.
Land Disputes	3	3	9	Engage District land mediation team to attend to disputes
Lack of Manpower	3	3	9	Recruit skilled manpower through the approved structure. Outsource technical persons to assist.
Geography of the Province	4	4	16	Detail costing to be done for individual projects/programs considering the logistics cost. Budget logistics cost from internal funds and not from project funds.

AERIAL VIEW, NORTH FLY DISTRICT

MARKETIN
ADVERTISIN
PRINT

CHAPTER 7 MARKETING AND COMMUNICATION STRATEGY

"Fostering Growth through Socio-Economic Development"

07 CHAPTER 7 MARKETING AND COMMUNICATION STRATEGY

A well-structured and workable marketing and communication strategy will enable wider stakeholders and end-users of information to access the NFDDP 2023-2027. Importantly it will disseminate information more accurately and in an efficient manner.

7.1 Objectives

The objective is to ensure that there is greater network and support from everyone in terms of mobilization of resources and having a shared common knowledge and understanding, to work together, take ownership of the blueprint and allow it to guide us all in realizing our development aspirations.

7.2 Target Groups

Figure 8 showing the Primary and other marketing target groups in the DIstrict.

Figure 8. Target Groups

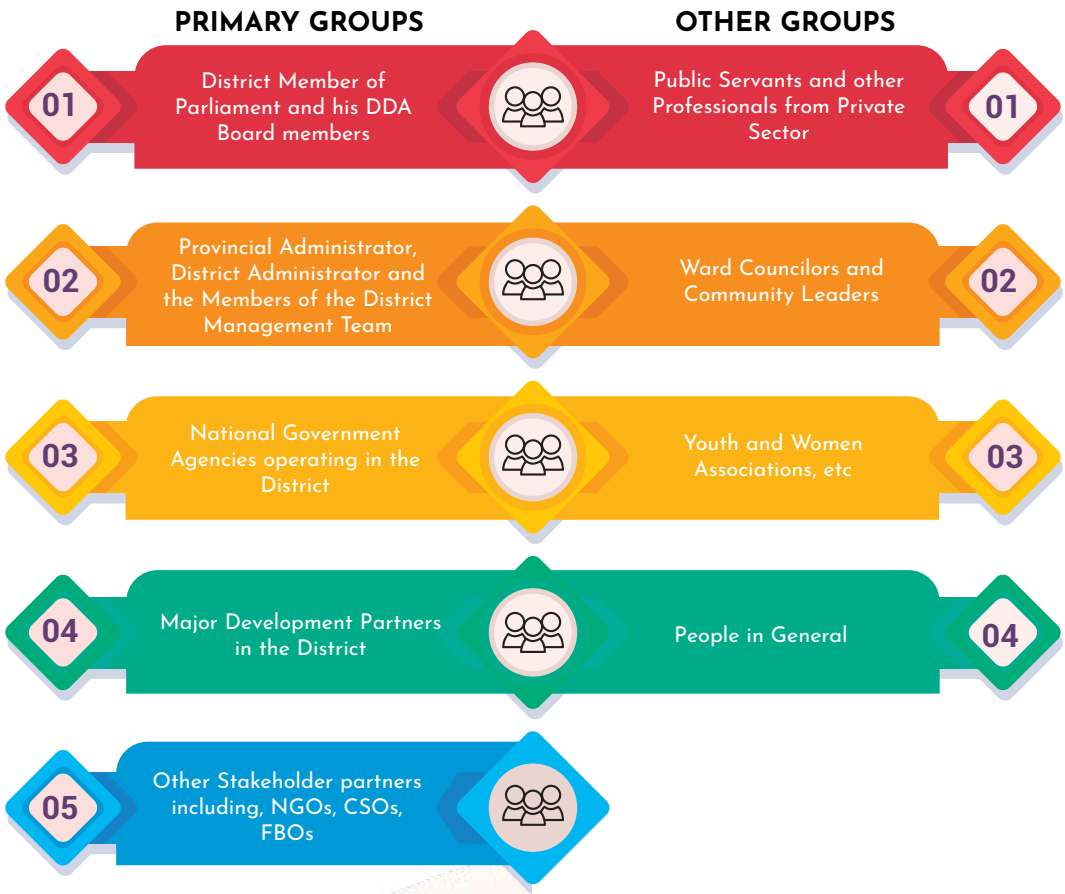

7.3 Methods of Communication

Methods of communication will be through:

i. Conduct workshops at strategic locations (within and outside of the district inviting targeted groups
ii. Create Social media Page (Facebook, YouTube, LinkedIn, etc) and create a District webpage
iii. Broadcast on Radio (NBC Western and Radio Fly)
iv. Create Banners & Posters and stationed them at various departmental offices around North Fly
v. Display on a monitor screen in front of the North Fly Haus

7.4 District Website

In line with the Digital Act and ICT policy, the district will create its website which will contain most information including the District Development Plan.

REFERENCE

Agriculture Medium Term Development Plan 2020 - 2022

Medium Term Development Plan IV 2023-2024

PNG Strategic Development Plan 2010-2030

UN Sustainable Development Goals

Western Province New Way Forward Strategy 2023-2027

North Fly District Development Plan 2018-2022

Western Province Development Plan 2028-2022

Western Province Development Forum Outcomes 2022

District Health Sector Report 2022/2023

District Education Report 2022/2023

District DAL Report 2022/2023

District Transport Infrastructure Report 2022/2023

District Section 119 Reports

REDD+ 2017 - 2027

Micro-Small & Medium Enterprise Policy 2016

Public Finance Management Act 1995

National Higher & Technical Education Plan 2021 -2030

PNG Digital Transformation Policy

Public Service Management Framework

Summary of District Profiles - Minimum Standards for District Service and Growth Centres Volume 2

Transport Medium Term Strategy

Magisterial Services Annual Reports

Water Sanitation and Hygiene Policy 2017

National Education Plan 2021 -2029

National Health Plan 2021 - 2030

PNG Disaster Risk Reduction and Disaster Management Framework for Action

ANNEXES

Table: 8.1 - 8.10 Development Status Matrix

SECTOR	SUB-SECTOR	QTY OF SERVICES	PHYSICAL STATUS	MINIMUM SERVICE STANDARDS	DEVELOPMENT GAP
Economic	**Agriculture**				
	Rice				
	Rice Factory	1	Constructed & ready for commissioning and operations	Downstream processing activities/large plantations required in District	Established 3x Nucleus Rice Paddy estates
	Rubber				
	Rubber Factory	1	Operational/Producing & exporting rubber harvested by small holder farmers	Downstream processing activities/large plantations required in District	Establish 1x Rubber nucleus estate.
	Cocoa				
	Source Bush Nurseries	2	Established in Kiunga & East Awin (KRRL). Assisted farmers with seedlings distribution	Downstream processing activities/large plantations required in District	Upgrade 2x source bush nurseries
	Plantations	1	Private plantation with 2,000 cocoa trees located in West Awin		• Construct 1x bigger nursery • Construct 1x fermentary
	Fresh Produce				
	Farms	1	Model Farm located on a 12-ha land 8kms from town. Current production is on 3 ha. Supplied 3 ton of fresh produce from 2022-2023 at semi-commercial scale	Downstream processing activities/large plantations required in District	• Establish 2 additional farms to increase production • Establish 1x warehouse & cooling facility for storage & quality control purpose • Acquire 2x delivery vehicles • Construct or upgrade roads to access add farms
	Spice				
	Vanila (AIC) Factory	1	Constructed & commissioned. Ready for operations including marketing & exporting	Downstream processing activities/large plantations required in District	Establish 2x additional Vanilla AICs
	Livestock				
	• Pasture Development • Goat Breeding units	2	• 2x Paddocks at Kiunga Samagos Resource Centre • 1x unit at Kiunga Samagos Resource Centre	Downstream processing activities/large plantations required in District	• Establish 2x breeding centres • Establish 1x abattoir

Economic	**Markets**				
	Town Markets	2	2x Kiunga & Tabubil Main markets with sub-standard facilities accessed by entire north fly population		• Upgrade 1x Kiunga main market with proper amenities • Construct 3x proper markets shelters • Upgrade 1x market with proper amenities • Construct 2x markets with proper shelters
		3	3x open air markets established by KULLG serving the town & settlement residents		
	LLG Markets	5	• 3x markets with shelter & benches • 2x open air markets		
	Growth Centres				
	SME Incubation centre /hub	0	No proper SME incubation hub in NF. -Many informal set-ups	Districts to have an incubation hub set up	Construct 1x incubation hub for NF
	Supermarkets (Kiunga)	13	Located within Kiunga CBD	Districts to have super-markets set up	• Need to construct 1x mall as a one stop shop for all • Localize ownership of supermarkets • Construct 2x big super-markets for KRLLG (Grae/ Iowara) -proposed G/ Centres
	Mini Supermarkets	4	Located within town CBD/ residential areas		
	Super-markets (Tabubil)	4	Located within Tabubil township		
	Mini Supermarkets	3	Located within town serving settlements/OTML workers		
	Supermarkets (ningerum)	3	Located near main highway		
	Mini Supermarkets	3	Located near main highway		
	District Townships	2	• Kiunga (DHQ) • Tabubil (OTML)	Districts to develop townships	• Develop Grae & Iowara Growth Centres • Upgrade Ningerum station to township level & develop Amabaga township
	Banking				
	Eftpos	N/A	Regularly used by shops, fuel service stations, airline sales offices, kai bars, etc	Districts should have proper banking facilities to provide effective banking services	• Need upgrading of ATMs by installing 4x additional ones • Need additional 2x Cash Agents in Iowara & Ningerum • Provide a land to construct 2x banking facilities • Make land available for Kina bank establishment
	ATMs	4	Not functioning regularly. Issue of no cash, out of order, etc slows down efficiency of ATMS.		
	Banking Agents	1	Currently located in a hardware shop		
	Micro bank branch (Kiunga)	2	• Mibank • NDB bank		
	Commercial bank (kiunga)	1	• BSP (Existing) • Need another bank (Kina)		

SECTOR	SUB-SECTOR	QTY OF SERVICES	PHYSICAL STATUS	MINIMUM SERVICE STANDARDS	DEVELOPMENT GAP
Infrastructure	**Land Transport**				
	National Roads	1	• Usable/Functioning • Currently being sealed		• Complete sealing for Nat Road • Gravel 1 x Prov Road

Infrastructure	Provincial Roads	2	• 1 being constructed • 1 yet to be constructed	Provincial & District Roads must be sealed and in good condition with proper bridges	• 7x District roads need completion and usable with proper bridges & culverts installed • 5x feeder roads need sealing. • 8x roads need graveling. • 3x roads need proper culverts • 1x bridge need upgrading • 1x bridge need construct • 1x footbridge need upgrade to bailey bridge
	District Roads	7	7 roads still under construction		
	District Feeder/ Commodity Roads	13	• 5 roads graveled • 8 roads not graveled		
	Bailey Bridges	12	• 11 bailey bridges in good condition. • 1 bailey bridge in bad condition		
	Foot Bridges	4	4 Foot bridges in use		
	Culverts	5	• 4 culverts are existing • 1 culvert is new		
	Water Transport				
	Wharves	2	• 2x private wharves being used • 1 Govt wharf being used	District Wharves & Jetties must be established	• 1x wharf to be constructed • 1 jetty to be constructed • 2 ramps to be rehabilitated • 1 Ramp to be upgraded to Wharf status
	Jetties	0	No Jetties		
	Ramps	3	• 1 partly in good condition & in use • 2 in very bad condition		
	Air Transport				
	Airports	2	2x airports (Kiunga & Tabubil operational)		
	Airstrips	18	9x airstrips operating	Provincial Airports and District Airstrips must be established & functioning	• Upgrade kiunga airport runway extension & other facilities • Maintain & upgrade rural airstrips
	Energy/Electricity				
	Diesel power	1	Diesel power used to power OTML's operations & kiunga town	Province & Districts to have energy sources established	• Develop number of mini & micro-off-grid power supply • Establish big Solar farm to generate power for the district
	Hydro power	1	Ok Menga hydro used to power the Ok Tedi Mine & Tabubil town		
	ICT				
	Radio	2	• 1x Radio Fly • 1x NBC Radio	Province & Districts to have Telecommunication systems established & available	• Upgrade Radio Services & in terms of infrastructure • Upgrade TV Coverage in the District • Bring in additional Mobile service provider (Vodafone) • Upgrade & establish high speed internet service
	TV Coverage	2	2x TV Coverage within Kiunga & Tabubil towns		
	Mobile	2	• 1x Digicel • Telikom/Bmobile service		
	Internet (4G+)	3	• 1x Digicel • 1x Telikom/Bmobile • Private ISPs (LBL, etc)		
	Housing				
	Public Servants Houses	66	• 38x houses at Stage 2 location • 20 houses at Parama/ Lagoon St • 8 houses at Ningerum	District Public Institutional Houses	• Renovate existing & construct new PS houses • Construct 1x MPs house; 5x Presidents' houses & 92x councilors houses

Infrastructure	**WASH**				
	• District HQ clean & Safe water • Communities with clean pipe/ tank water • District HQ with • Proper sanitation • Communities with proper sanitation	N/A	• Access to 1x town water supply (OTML) • 60% communities' access underground/ well water. • 40% access pipe/tank water • 30% Access to proper sanitation using private systems. • 70% do not use proper sanitation	Districts to have proper water/sanitation facilities established	• Upgrade 1x proper town water supply • Upgrade 1x proper sanitation system
	District Townships				
	District Townships	2	• Kiunga (DHQ) • Tabubil (OTML)	Districts to develop townships	Upgrade 1x station to a township (ningerum) & develop 1x new township (ambaga)

SECTOR	SUB-SECTOR	QTY OF SERVICES	PHYSICAL STATUS	MINIMUM SERVICE STANDARDS	DEVELOPMENT GAP
Health	Health Posts	29	• 17 open; 12 closed • 5 proposed for CHPs	District Must have Level 1,2&3 CHPs	• Needed to be upgraded to CHPs. • Construct 20-25 staff houses
	Community Health Posts	5	• 2x Church health facilities • 3x Government facilities	District Must have Level 1,2&3 CHPs	Rehabilitate & expand current facilities including proper staff housing
	Health Centres	3	2x facilities are run down	Districts must have level 3 Community Health Centres	Need to rehabilitate the facilities including construction of 22x staff houses
	Urban Clinics	5	• 1x catholic mission run • 1x OTML run • 3x Private run	N/A	Government to partner & assist with subsidies and capacity building
	Rural Hospitals	1	Operated by ECPNG health services. Old buildings being used	N/A	• Rehabilitate & expand facilities. • Need for 24 hr power supply
	District Hospitals	2	• 1x Government run • 1x OTML run	Districts must have level 3 District Hospitals	Kiunga hospital needs full upgrading to its facilities

SECTOR	SUB-SECTOR	QTY OF SERVICES	PHYSICAL STATUS	MINIMUM SERVICE STANDARDS	DEVELOPMENT GAP
Education	Elementary Schools replaced by Early Child hood Schools	145	100 operating, 20 closed down, 14 needs rehabilitation	Every ward must have an early childhood center (level 5)	• Construct 20, rehabilitate 10 • Establish 5 new
	Primary Schools	61 • 34 lower primary • 27 upper primary	10 operating, 3 closed down, 17 needs rehabilitation	Every LLG must have a Primary school (level 5)	Establish 5 new, rehabilitate 8
	High Schools	3	1 proposed for secondary school status	Every LLG must have a High School (level 3, 4)	Upgrade schools infrast.

Education	Secondary Schools	3		District to have at least 2 secondary schools (level 5)	
	Vocational Schools	2	1 given a Technical College Status	N/A	
	TVET	0	None at the moment	Districts to have at least 2 TVET (level 4) centres	Establish 2 x TVET Centres for NF
	FODE	2	2x private run	Districts to have FODE (level 1, 2, 3) Centres	
	University Centres	2	1x Centre is operating at a low capacity	Provinces must have Uni Centres (level 3, 4)	Allocate land to build proper Uni centre (kiunga) with staff houses

SECTOR	SUB-SECTOR	QTY OF SERVICES	PHYSICAL STATUS	MINIMUM SERVICE STANDARDS	DEVELOPMENT GAP
Law & Justice	Village courts houses	0	• No proper VC houses. VC sessions are held on informal/open environment. • 1 VC house proposed pending MOU from DJAG	Districts to have Village Court houses (level 1,2,3)	Need to construct 5x VC houses for 9 VC areas for NF
	District Lockup	1	• Currently houses low risk prisoners including Juveniles who are on remand • Lack of proper spacing & facility needs improvement	Districts to have at least 2 District/Rural lockups (Level 3)	Relocate current facility to new location & upgrade to a Jail status
	District Police Station	3	• 3x Stations operating • 1x Station is rundown	District to have Police stations (Level 3)	Rehabilitate 18x houses for Kiunga & 9x houses for Ningerum stations respectively including 2x office buildings & cell blocks
	District Courthouse	2	• Currently operating • Capacity issues in dealing with backlog cases. Some of the Nat court judges travel up bring cases to be heard in both district courts	Districts and Provinces must have District court houses (Level 3)	Construction of 1x new Court building for Kiunga. Renovate 3x houses for court officials.
	Provincial CS	0	N/A	N/A	N/A
	Provincial Mobile Squad	0	Currently one mobile squad under OTM's arrangement to monitor Kiunga-Tabubil highway protecting OTML's assets.	Districts & Provinces to have at least 1 mobile squad unit based in HQ.	• NF district to have one MS unit based in Kiunga. • Construct 2x duplex to houses the member of the MS unit.

SECTOR	SUB-SECTOR	QTY OF SERVICES	PHYSICAL STATUS	MINIMUM SERVICE STANDARDS	DEVELOPMENT GAP
National Security	Border Post areas	1	Nothing yet on ground. 1x Border Post facilities (Ambaga) soon to be developed.	Provinces & Districts to have proper Border Post facilities	• Construct 1x Office complex for border agencies. Construct 12x houses for Border agencies. Construct 10 men unit for Defense.

National Security				Provinces & Districts to have proper Border Post facilities	• Upgrade Border Road including Power, Water, Sanitation & ICT systems
	Customs operations	2	Operations in Kiunga and Tabubil		Construct 1x office space & housing at border site
	Defense Operations	1	Forward Operating Base in Kiunga		Construct 1x 10 men accomm at border site
	NAQIA	0	No presence on the ground		Construct 1x office space & housing at border site
	NIO	0	No presence on the ground		Construct 1x office space & housing at border site

SECTOR	SUB-SECTOR	QTY OF SERVICES	PHYSICAL STATUS	MINIMUM SERVICE STANDARDS	DEVELOPMENT GAP
Nat Revenue & Public Finance Management	IFMS system	1	• IFMS system launched in May 2023 • Currently in operation at DFO	Province & Districts to have IFMS (Level 4, 5, 7) system rolled out	• Need more hand on training of officers/PS • Procure equipment & accessories, computers and data, etc for functioning of workstations
	Alesco payroll	0	Not yet, soon to be launched	Provinces & Districts to have Alesco payroll (level 4, 5, 7) system operating	• Install Alesco system • Need an office space & necessary equipment & accessories to rollout the system

SECTOR	SUB-SECTOR	QTY OF SERVICES	PHYSICAL STATUS	MINIMUM SERVICE STANDARDS	DEVELOPMENT GAP
Nat Govt, Nat Stats & Public Service Governance	NID Registration	1	• NID system launched in July 2022 • Currently in operation at district HQ building	Provinces & Districts to have NID system (Level 4) operating	• Construct 2-3 houses for officers • -Purchase 1x vehicle & other related items for logistics support
	Integrated Digital Govt System	0	Ward recording for data is done manually & on ad hoc	Districts & LLGs must have Ward Recorder (level 1, 2, 3, 4) books	Have electronic ward recorder books for all wards in NFD
	National Statistical System	1	• Census survey (official) conducted in 2011 • Unofficial census/ survey conducted in 2021	Districts need to conduct surveys	Need to conduct Socio-economic baseline survey for NFD

SECTOR	SUB-SECTOR	QTY OF SERVICES	PHYSICAL STATUS	MINIMUM SERVICE STANDARDS	DEVELOPMENT GAP
Population, Youth & Women Empowerment	District Sports Stadium	0	• None available • Sports tournaments held on open field	Province & Districts to have a sports stadium	Construct 1x Mini Sports Stadium in Kiunga
	District Sports facilities	3	• 1x Rugby/soccer field • 1x basketball court • 1x volleyball court	Districts & LLGs to have sporting facilities	Establish proper sporting facilities in 4x LLGs

SECTOR	SUB-SECTOR	QTY OF SERVICES	PHYSICAL STATUS	MINIMUM SERVICE STANDARDS	DEVELOPMENT GAP
Strategic Partnership	Development Cooperation	1	To be included		To be included
	CSOs/NGOs	8	To be included		To be included
	Private Sector orgs	20	To be included		To be included
	Development Partners	10	To be included		To be included
	Donor Agencies	3	To be included		To be included

RICE FARMING, NORTH FLY DISTRICT