

DISTRICT DEVELOPMENT AUTHORITY WATCH REPORT

JUNE 2024



ACT NOW! **DDA Watch**
FOR GREATER TRANSPARENCY IN PNG

www.ddawatch.org

Contents

INTRODUCTION	2
PART 1: DISTRICT KEY DOCUMENTS.....	4
1. 5-YEAR DEVELOPMENT PLAN ANALYSIS	4
<i>Key Findings:</i>	5
<i>Regional breakdown of the 21 districts that have launched a district development plan.</i>	6
2. ACQUITTAL REPORT	7
<i>Key findings:</i>	7
<i>Regional Breakdown Of the twenty-four (24) recent district acquittals (2022–2023)</i>	8
3. AUDIT REPORT	9
<i>Key Findings:</i>	10
4. DISTRICT ANNUAL BUDGET	10
<i>Key Findings:</i>	10
<i>Regional Breakdown of the eight (8) annual district budget</i>	11
5. INSPECTION REPORT	11
<i>Key Findings:</i>	11
SUMMARY: KEY DOCUMENTS	11
PART 2: DISTRICT CONTACT DETAILS.....	12
1. DDA CHIEF EXECUTIVE OFFICER NAMES	13
<i>Key Findings</i>	13
<i>Regional Breakdown</i>	13
2. DDA EMAIL ADDRESS	14
<i>Key Findings</i>	14
3. DDA ACTIVE OFFICE PHONE NUMBER.....	14
<i>Key Findings</i>	14
4. DDA POSTAL ADDRESS.....	14
<i>Key Findings</i>	14
5. ACTIVE DISTRICT WEBSITE.....	15
<i>Key Findings</i>	15
SUMMARY: CONTACT DETAILS.....	15
PART 3: DDA WEBSITE INTERACTION	16
1. USER VOTES.....	16
<i>Key Findings</i>	16
<i>Regional Breakdown</i>	17
2. PUBLIC COMMENTS.....	18
<i>Key Findings</i>	18
<i>Regional Breakdown</i>	18
3. NEWS LINKS.....	18
<i>Key Findings</i>	19
<i>Regional breakdown</i>	19
PART 4: TOP 5 RANKING DDAS ON DDA WATCH.....	20
KEY FINDINGS:	20
CONCLUSION	21
KEY FINDINGS:	21
RECOMMENDATIONS.....	22

Introduction

The DDA Watch website, was launched by community advocacy organization ACT NOW! in June of 2023. It is an impartial and non-partisan information resource for the public, officials and academics.

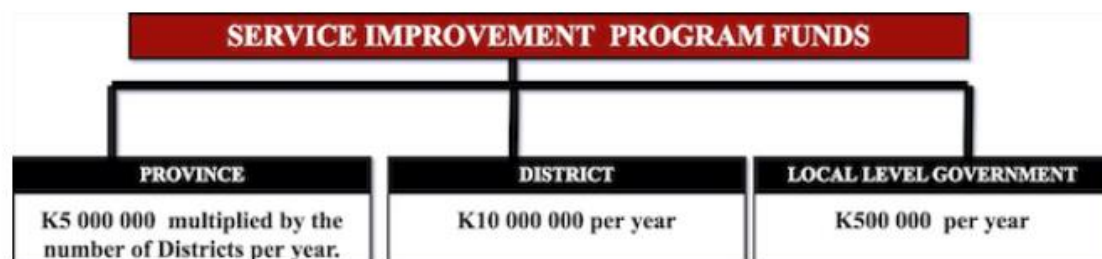
The website provides access to information on Papua New Guinea's ninety-three individual District Development Authorities (DDAs) that are governed by the District Development Authority Act 2014, and their administration of Service Improvement Program (DSIP) and Infrastructure Program (DIP) funding. The website does not include the three DDAs in the Autonomous Region of Bougainville (ARoB) that are administered by the Bougainville Government under the terms of the Bougainville Peace Agreement and the (ARoB) governance framework.

The website is completely politically neutral and is not associated with any political party, any elected official or any intending candidate.

The ninety-three DDAs are represented equally and the information about them is presented without any bias, favour or discrimination.

What is a District Development Authority?

District Development Authorities (DDA) were established by Parliament in 2014 with the aim to improve local service infrastructure delivery. DDA's are responsible for the spending of District Service Improvement Program (DSIP) fund and District Infrastructure Fund (DIP). There are also Service Improvement Program (SIP) grants that are paid to the Provincial and Local Level government as shown in the diagram annually.



Each year, the DDAs are allocated funds to improve local service delivery and infrastructure. In 2023, each DDA was allocated a total of K20 million in DSIP and DIP funding in the National Budget.

DSIP and DIP funds are distributed to the DDA by the Department of Finance. The DSIP Funds are used by the DDA as follows:

- Infrastructure support services (30% / K3 million)
- Health support services (20% / K2 million)
- Education support services (20% / K2 million)
- Law and Justice services (10% / K1 million)
- Economic support services (10% / K1 million)
- Administration (10% / K1 million)

Why DDA Watch?

Despite substantial funding through the DAA system, there has been a noticeable decline in critical services such as health and education across the country. This alarming trend prompted the creation of the DDA Watch website.

The website is designed to encourage public participation in the democratic process and social auditing.

The DDA Watch Scoring System: 70 points

The DDA Watch website includes a rating score for each District Development Authority (DDA) and a ranking. The rating score assesses the performance of each DDA against a number of fixed criteria as listed below and also incorporates a public satisfaction element.

The rating score and ranking does NOT reflect a comprehensive evaluation of the performance and effectiveness of a DDA or the quality of the services in a particular District. The score and ranking are merely an indicator of how a DDA rates against a set list of transparency and good governance indicators.

The maximum rating score for each DDA is 100 points.

Up to 70 points are awarded based on the public availability of key documents from the DDA and contact information:

- Current five-year development plan - 10 points
- Current annual budget - 10 points
- Acquittal report (previous year) - 10 points
- DIRD Inspection report (max 2 years old) - 10 points
- Audit report (max 3 years old) - 10 points
- Functioning email address - 10 points
- Postal address - 5 points
- Contact phone number - 5 points

All DDAs are encouraged to submit their plans, budgets, acquittals, inspection reports and audits and to provide their contact details for inclusion on the website - [contact form](#).

Public satisfaction score: 30 points

Up to 30 points are awarded to each DDA according to their average public satisfaction score.

Any member of the public can submit their satisfaction score for a DDA via this website, but they must first register by providing a name and mobile telephone number.

The users name and phone details are held on a secure server and are not released to any other person or used for any other purpose than in relation to the DDA Watch website.

Satisfaction scores submitted by members of the public are recorded as 30 (very good), 20 (good), 15 (okay), 10 (bad) or 0 (very bad).

One person cannot submit a rating for more than one DDA and can only have one vote recorded.

The satisfaction score used in the displayed DDA rating is the average of all the scores submitted by the public (total score divided by number of submissions).

Where no public satisfaction scores have been submitted for a particular DDA, the DDA is awarded 15 as its starting score.

The displayed rating score for each DDA is updated automatically and in real time as more documents are added to the DDA profile page and as more satisfaction scores are submitted by members of the public.

The ranking list displayed on the Home Page is also updated automatically and in real time as the rating scores are updated.

Moderating Comments

Users of the DDA Watch website are encouraged to upload comments about the performance of individual District Development Authorities for display on the relevant DDA page.

All user submitted comments are reviewed by an ACT NOW staff member before they are approved for publication.

Any comments that include sexist, racist or homophobic language or hate speech, or language that is rude, obscene, offensive, bullying, intolerant or intended to scare or intimidate, and any comments containing personal details may be edited or deleted.

This report covers the one-year period from June 2023 to June 2024, analyzing the performance of DDAs as documented on the DDA Watch website.

There are four parts in this report.

1. Availability of Key District Documents
2. District Contact Information
3. Public Interaction with the Website
4. Analysis of top performing DDA on DDA Watch

Part 1: District Key Documents

District Key Documents are essential records that provide transparency and accountability for the activities and financial management of District Development Authorities (DDAs). These documents are;

1. 5-Year Development Plan
2. Acquittal Report
3. Audit Report
4. Annual Budget
5. Inspection Report

Each document is worth 10 points on the DDA Watch scoring system, contributing to a maximum of 50 points.

1. 5-YEAR DEVELOPMENT PLAN ANALYSIS

DDA's are responsible for producing a district five-year development plan - a strategic document that outlines the goals, initiatives, and projects that a district aims to achieve over a five-year period. This plan is essential for guiding the district's development efforts and ensuring that resources are allocated

effectively to improve local services and infrastructure. It ensures the district's development efforts are well-coordinated, transparent, and aligned with the needs and priorities of the local community.

Key Findings:

As at June 2024:

- Seventy-two (72) DDA have yet to publish a district plan. That is 75% of the districts in Papua New Guinea with no district plan.
- Twenty-one (21) DDAs have launched a district plan.
- Seven DDA's in the twenty-one that launched a plan have made their development plans public.

Below is the map showing the districts that had launched their development plan as at June 2024.

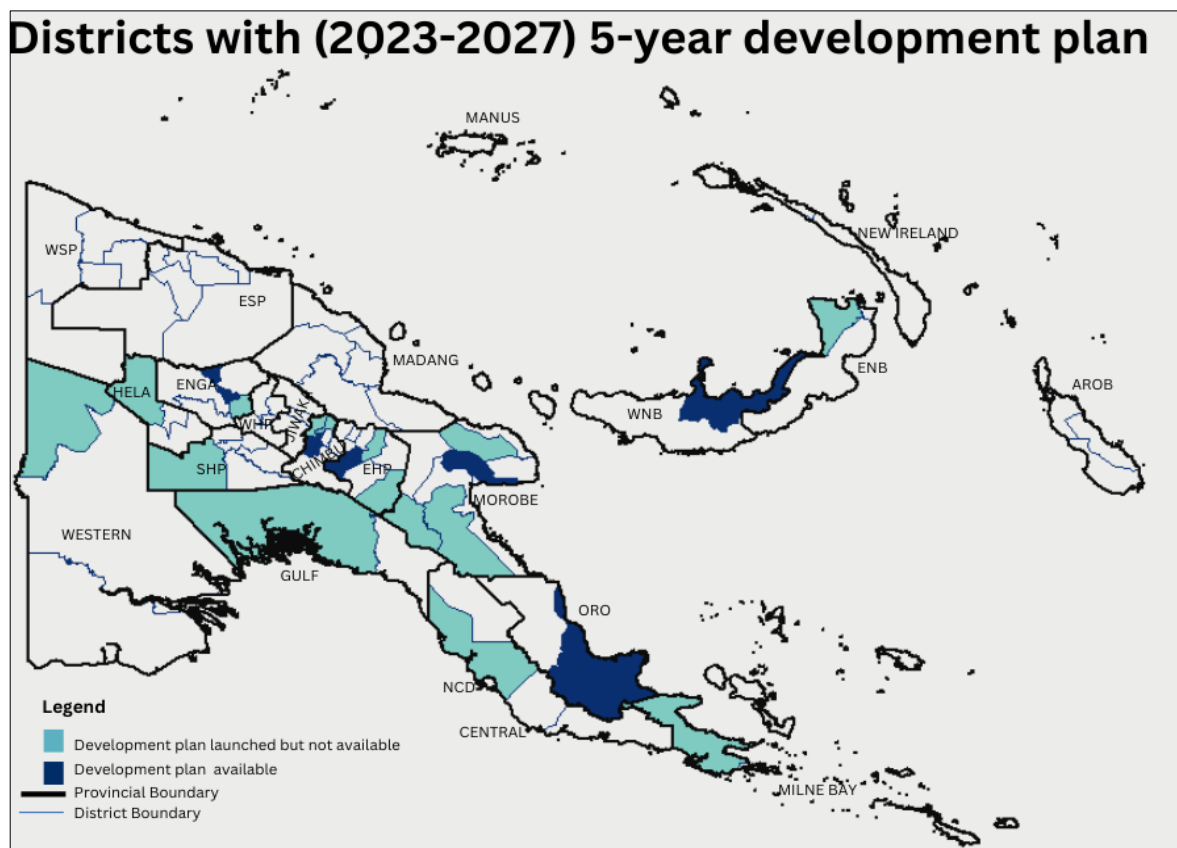


Figure 1. 2023-2027 district development plans launched and available to the public at June 2024.

- District with no plans have no color. A total of 72 districts without a plan.
- Twenty-one plans have been launched represented in light and dark blue. The districts in darker blue have their district development plan public while those in lighter blue indicates districts with a plan that is not publicly available.
- The seven (7) five-year development plans that are publicly available and can be accessed on the [DDA Watch](#) website is tabulated in Table 1 below.

Table 1. *Districts who have made their 2023-2027 5-year district development plan publicly available.*

Province	DDA
Chimbu	Gumine
Eastern Highlands	Lufa
Enga	Wabag
Morobe	Nawae
Northern	Popondetta
West New Britain	Talasea
Morobe	Markham

Regional breakdown of the 21 districts that have launched a district development plan.

1. The Highlands region has the most district plans, with 9 plans—nearly half of the 21 plans launched in the country as at June 2024.
However, the region consists of 36 districts across 7 provinces, meaning those 9 plans represent just one-quarter of its total districts. That leaves 27 districts still without a district development plan. The 9 districts are in 3 provinces only, and in 2 provinces none of the districts have yet come up with any district plan.
 2. The Momase region has 4 district plans out of its 26 districts across 4 provinces. However, all 4 plans come from Morobe Province alone, which has 10 districts, making it the province with the highest number of districts plans in the country.
The remaining 3 provinces in Momase have no district plans.
 3. The Southern Region has 6 district plans across its 21 districts and 6 provinces. Notably, each province has exactly one district plan, indicating a fairly even distribution.
However, it's still a poor showing; 6 out of 21 is only just over one quarter, leaving 15 districts still without a plan.
 4. The Islands Region has only 2 district plans out of its 10 districts across 4 provinces (excluding ARoB). These plans come from Talasea District (West New Britain) and Gazelle District (East New Britain). Two provinces do not have any district plans.
With just 2 out of 10 districts with a plan the Islands Region has the fewest district plans launched as of June 2024.
- The eight provinces that do not have any districts with a development plan at all are;
 - Highland's Region
 1. Jiwaka Province
 2. Western Highlands Province
 3. Hela Province
 - Momase Region
 4. East Sepik Province
 5. West Sepik Province
 6. Madang Province

- Islands Region
- 7. New Ireland Province
- 8. Manus Province

Numerous attempts have been made to obtain copies of all published district plans from the Department of Implementation and Rural Development (DIRD) and through the DDA's, but without success. Written requests have also been submitted to MPs' offices in Parliament, yet no copies have been provided.

2. ACQUITTAL REPORT

District Development Authorities in Papua New Guinea are required to submit financial acquittal reports to DIRD by March 31 each year. These reports are mandated under Section 102 of the Organic Law on Provincial and Local Level Government and the Public Finances (Management) Act 1995, which also require DDA Chief Executives to maintain accurate records of all financial transactions and project implementation.

Key findings:

Submission of acquittal reports recorded by DDA Watch shows:

- Forty (40) DDAs publicly announced their submission of financial acquittal reports to DIRD between June 2023 and June 2024.
- Of the 40 DDAs, 24 reports were for 2022 and 2023 financial years, aligning with the most recent election cycle.
- The remaining 16 reports were for earlier years (2021, 2020, and 2019) indicating delays in compliance.
- None of the submitted acquittal reports have been made public.
- Sixty-nine (69) DDA's had yet to submit their 2022 and 2023 acquittal reports as of June 2024.

The map below displays the distribution of 24 district financial acquittals for 2022 and 2023 by province as of June 2024.

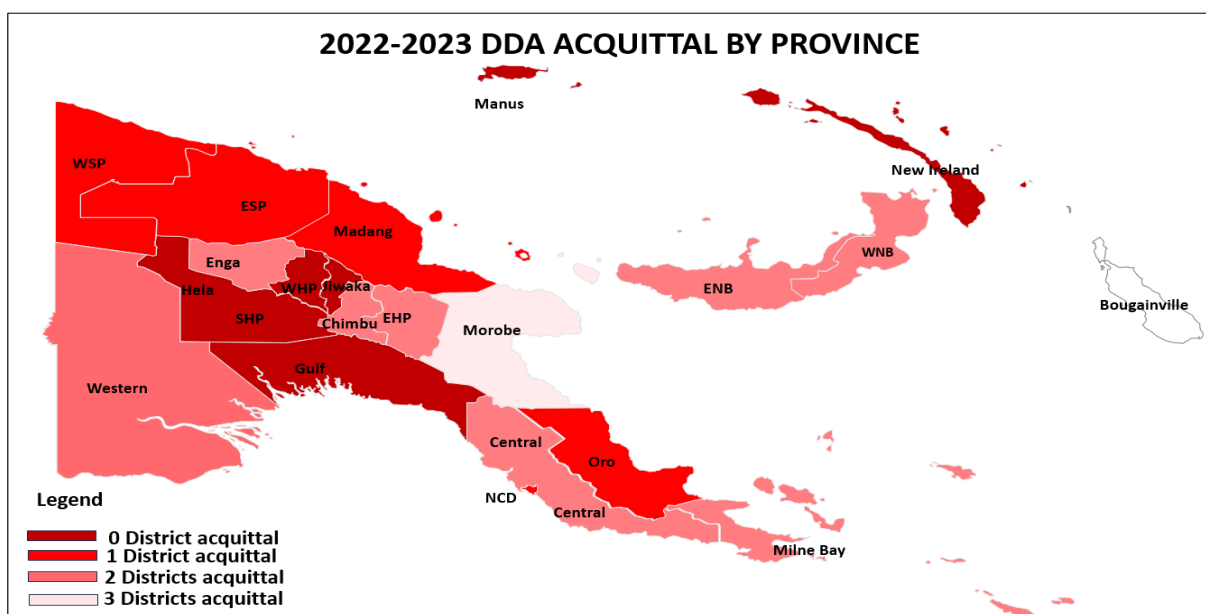


Figure 2. Map showing District Financial Acquittals for 2022 and 2023 by province as at June 2024

- No province had more than three district acquittals as at June 2024. Shown in light shade in Figure 2, Morobe is the only province to submit reports for three of its ten districts, achieving the highest submission rate nationwide for a single province.
- The dark red shade highlights the provinces lacking any district acquittals. Seven provinces have not submitted a district financial acquittal report for 2022 or 2023.

Highlands Region:

1. Jiwaka
2. Southern Highlands
3. Western Highlands

Southern Region:

4. Oro (Northern)
5. Gulf

Islands Region:

6. Manus
7. New Ireland

- Six provinces (marked in bright red in Figure 3) each have one district acquittal, while eight provinces (in light pink) have two district acquittals each.

Regional Breakdown Of the twenty-four (24) recent district acquittals (2022–2023)

- Highlands Region: 7 out of 36 districts (19%) submitted reports.
- Momase Region: 6 out of 26 districts (23%) submitted reports.
- Southern Region: 6 out of 21 districts (29%) submitted reports.
- Islands Region: 5 out of 10 districts (39%) submitted reports.

1. The Highland’s region has 36 districts across 7 provinces, but only seven DDA’s from four provinces had submitted their financial acquittals for 2022 or 2023 by June 2024. While Highlands has the highest number of acquittals from any region, it still represents the smallest proportion—only 7 out of 36 districts.

That is almost 81% of the districts in the region still lacking a recent acquittal.

Table 2. *DDA’s in the Highlands region that presented financial acquittals for 2022 or 2023 by June 2024.*

Highlands		
	District	Province
1	Kerowagi	Chimbu
2	Chuave	Chimbu
3	Goroka	Eastern Highlands
4	Unggai Bena	Eastern Highlands
5	Wanpenamanda	Enga
6	Laigap	Enga
7	Komo Hulia	Hela

2. The Momase region has 26 districts across 4 provinces, but only six DDAs had presented financial acquittals for 2022 or 2023 by June 2024.

Out of these, 3 acquittals come from Morobe Province, making it the highest submissions in the country for one province. The remaining provinces in the region each have 1 acquittal.

77% of the districts in the region have no recent financial acquittal reported to DIRD.

Table 3. DDA's in the Momase region that presented financial acquittals for 2022 or 2023 by June 2024.

Momase		
	District	Province
1	Angoram	East Sepik
2	Rai Coast	Madang
3	Bulolo	Morobe
4	Nawae	Morobe
5	Lae	Morobe
6	Telefomin	West Sepik

- The Southern region has 21 districts across 6 provinces but only six DDAs from four provinces have submitted financial reports for 2022 or 2023.

71% of the districts in the region have no recent financial acquittal reported to DIRD.

Table 4. DDA's in the Southern region that presented financial acquittals for 2022 or 2023 by June 2024.

Southern		
	District	Province
1	Goilala	Central
2	Aloutau	Milne Bay
3	Samarai Murua	Milne Bay
4	Port Moresby South	NCD
5	Delta Fly	Western
6	North Fly	Western

- The Island Region has 10 districts and 4 provinces (excluding ARoB) but only five DDA's from three provinces had submitted their financial acquittals for 2022 or 2023 by June 2024.

50% of the districts in the region have not submitted a recent financial acquittal reported to DIRD.

Table.5 DDA's in the Island region that presented financial acquittals for 2022 or 2023 by June 2024.

Islands		
	District	Province
1	Gazelle	East New Britain
2	Pomio	East New Britain
3	Talasea	West New Britain
4	Nakanai	West New Britain

3. AUDIT REPORT

An audit is a thorough examination of the financial records and operations of a District Development Authority (DDA) to ensure accuracy, compliance with regulations, and proper use of funds.

All audits are conducted by the Auditor General’s Office and involve reviewing the DDA's financial statements, transactions, and records. The purpose of the audit is to verify that the funds allocated to the district, such as those from the District Service Improvement Program (DSIP) and the District Infrastructure Program (DIP), are being used effectively and transparently.

Key Findings:

- There are zero (0) records of any financial audit reports for a District Development Authority being published between June 2023 and June 2024.

The Auditor General’s Office (AoG) has reported having conducted only six audits of Service Improvement Program (SIP) funds for the period 2017-22. In total there are 439 institutions that receive SIP funds, nineteen (19) provinces, ninety-three (93) districts and three hundred and twenty-seven (327) local level governments. It is not known which were the six institutions that were audited or for what periods.

One of the main reasons for the lack of audit reports is that the Office of the Auditor General lacks the capacity to do the audits.

4. DISTRICT ANNUAL BUDGET

A district annual budget is a financial plan that outlines the expected income and expenditure to guide the districts activities and priorities over a one-year period. This budget is crucial for managing the district's resources and ensuring that funds are allocated effectively to various projects and services.

Key Findings:

Submission of district annual budget recorded by DDA Watch shows:

- Only eight out of ninety-three DDA’s announced an annual budget for their district between June 2023 and June 2024. See Table 6.
- 90% of the DDA’s in the country have not announced an annual district budget.

Table 6. DDA Watch record of district annual budgets announced in the media between June 2023 and June 2024

DDA	Province	Region
Kerowagi	Chimbu	Highlands
Wanpenamanda	Enga	Highlands
Samarai Murua	Milne Bay	Southern
Bulolo	Morobe	Momase
Markham	Morobe	Momase
Menyamyaya	Morobe	Momase
Nawae	Morobe	Momase
Telefomin	West Sepik	Momase

Regional Breakdown of the eight (8) annual district budget

1. Highlands Region: Only 2 DDA's out of 36 districts have publicly announced an annual district budget.
2. Momase Region: 5 DDA's out of 26 districts have announced an annual budget, the highest among the four regions. However, 84% of districts in Momase have not announced their annual budget publicly.
Notably, Morobe Province, which has 10 districts, accounts for 4 of the 5 announced budgets, making it the only province with the highest number of publicly announced district budgets.
3. Islands Region: There are no recorded annual district budgets for the 10 DDA's in this region (excluding ARoB).
4. Southern Region: Only 1 DDA out of 21 districts has announced an annual budget.

5. INSPECTION REPORT

An inspection report is a document that provides a detailed assessment of projects and services funded by the District Service Improvement Program (DSIP) and the District Infrastructure Program (DIP). These reports are produced by the Department of Implementation and Rural Development (DIRD) through its Monitoring Unit, which has regional offices to conduct physical inspections and verify the expenditure of funds. The DIRD consolidates these inspection reports into quarterly and annual management reports, which are then submitted to the Central Agencies Coordinating Committee and other government agencies

Key Findings:

- As at June 2024, no inspection reports were publicly available on the use of District Service and Infrastructure Improvement Program Projects.

ACT NOW has written on numerous occasions to DIRD and visited their offices multiple times but has not received a response to its requests for access to any Inspection Reports.

According to the DSIP, PSIP, LLGSIP, and WSIP financial administrative guidelines, DIRD is responsible for reviewing Service Improvement Program (SIP) reports, monitoring project acquittals, and conducting physical inspections and verifications to ensure that the projects funded actually exist and represent value for money.

Media reports have highlighted the ongoing long standing failures in the effectiveness of DIRD's monitoring and inspection efforts. For example, it is reported in 2016, DIRD's project monitoring and inspection team visited only three (3) provinces and sixteen (16) districts, showing a lack of wide spread oversight.

Summary: Key Documents

Below is the summary of Key District Documents for each DDA as at June 2024.

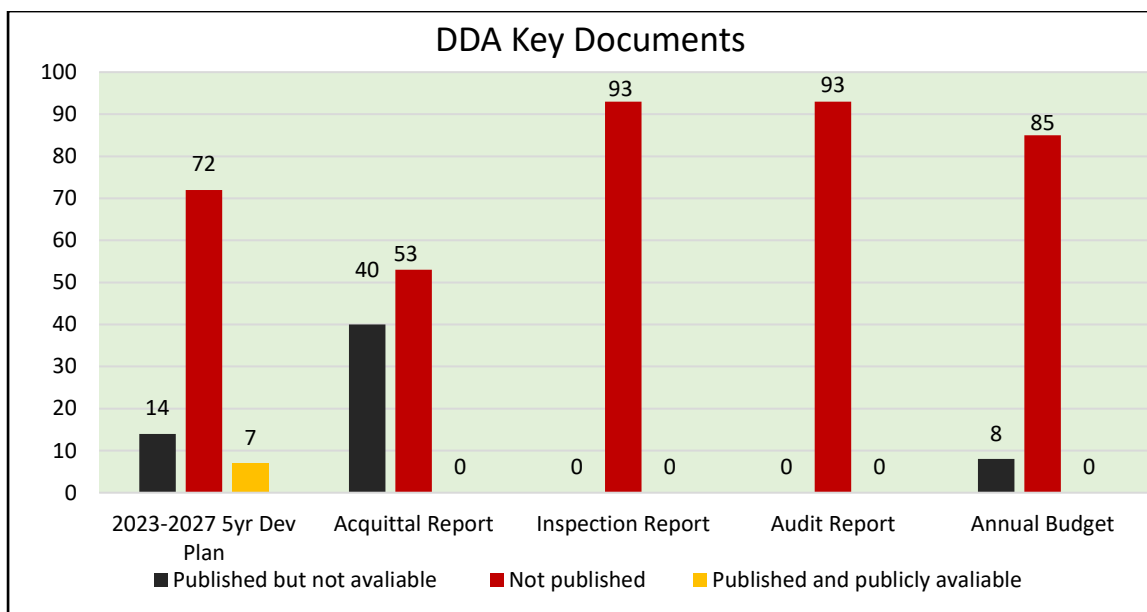


Figure 3. Availability of key District documents as at June 2024

From the 93 DDA's in country (excluding ARoB), as at June 2024;

- Twenty-one (21) DDA's have launched a 2023-2027 Five-year development plan, but only seven (7) are publicly available.
- Forty (40) acquittal reports were submitted to Department of Implementation and Rural Development (DIRD) in the previous 12 months, none of which are public.
- There are no inspection reports available.
- There are no audit reports available.
- Eight (8) DDA's published an annual budget but none are publicly available.

Part 2: District Contact details

DDA contact details are crucial information in promoting good governance, accountability, and service delivery. Having the names of district CEOs, active emails, phone numbers, and postal addresses helps governance institutions and citizens stay connected, ensuring better engagement and transparency in district operations.

Contact details for each DDA is an important part of DDA Watch website scoring system. It holds 20 points out of the possible 100 score.

- Functioning email address - 10 points
- Postal address - 5 points
- Contact phone number - 5 points

The DDA Watch website aims to provide the public with contact details for all individual 93 DDAs.

This information includes:

1. DDA Chief Executive Officer (CEO) name
2. Current DDA email address
3. Active office phone number

- 4. DDA postal address
- 5. District website link

1. DDA CHIEF EXECUTIVE OFFICER NAMES

Key Findings

As at June 2024;

- 45 names of DDA CEO were recorded. 48 DDA's lack a CEO name.

Below is a map showing districts with named CEO by region.

Regional Breakdown

1. Highlands Region: 19 out of 36 districts with DDA CEO named
2. Momase Region: 8 out of 26 districts with DDA CEO named
3. Southern Region: 10 out of 21 districts with DDA CEO named
4. Islands Region: 8 out of 10 districts with DDA CEO named

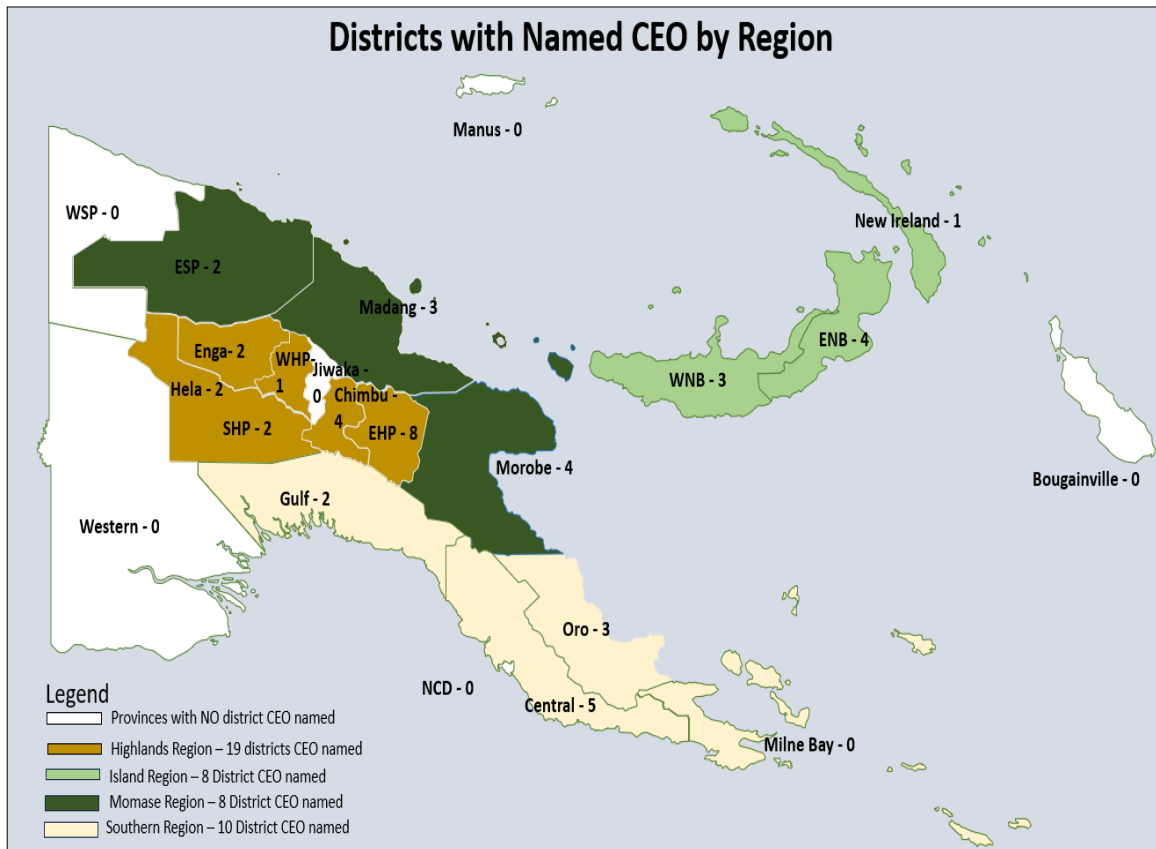


Figure 4. Map showing provinces grouped by regions with districts with Chief Executive Officer named on DDA Watch website as at June 2024

- The Eastern Highlands Province has the highest number of named DDA CEOs for a single province in the country with eight (8) named, while the Highlands region leads overall with seventeen (17) named CEOs. However, by region, Islands Region has 80% of its DDA CEOs named, the highest of any region.

- Both the Islands and Momase regions have eight (8) named CEOs each, and Southern Region follows behind Highlands with ten (10).
- Overall, there are 93 DDAs in the country and DDA Watch records 45 CEO names. 52% of the DDAs still lacks a CEO name.

ACT NOW has made numerous attempts, including requests to DIRD and letters to the districts to get the names of all DDA CEOs and DDA contact details but these have been unsuccessful.

2. DDA EMAIL ADDRESS

Key Findings

As at June 2024;

- Only three (3) Districts have an active email address recorded. These are: Wau Waria (Morobe), Kerowagi (Chimbu) and Talasea DDA (West New Britain Province).
- Ninety (90) DDAs do not have an active email address as at June 2024.

3. DDA ACTIVE OFFICE PHONE NUMBER

Key Findings

As at June 2024:

- Only three (3) districts have an active phone number. These are the same districts with an active email address.
- Ninety (90) districts do not have a recorded active DDA telephone number

Table 7. District Development Authorities with active telephone number and email address

District DDA	Province
Wau Waria	Morobe
Kerowagi	Chimbu
Talasea	West New Britain

4. DDA POSTAL ADDRESS

Key Findings

As at June 2024;

- Only four (4) districts with a current postal address.
- Eighty-nine (89) DDAs do not have a known postal address.

Table 8. District Development Authorities with current postal address recorded

District DDA	Province
Wau Waria	Morobe
Kerowagi	Chimbu
Lufa	Eastern Highlands Province
Talasea	West New Britain

5. ACTIVE DISTRICT WEBSITE

Key Findings

As at June 2024;

- DDA Watch records four (4) districts with an active website. There are also several district focused Facebook pages administered by individuals but not by the DDA, these are therefore not included.

Table 9. District Development Authority with active website

District DDA	Province
Rai Coast	Madang
Kerowagi	Chimbu
Goilala	Central Province
Talasea	West New Britain

Summary: Contact Details

Below is the summary of District Development Authority contact details as at June 2024

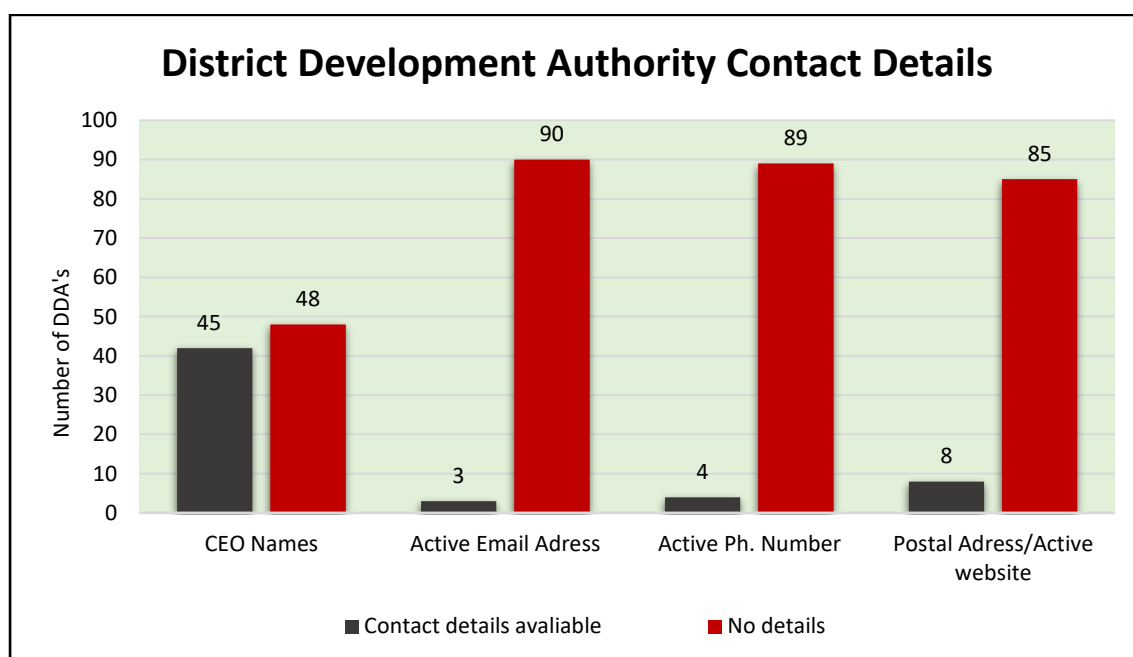


Figure 5. Summary of DDA contact details publicly available at June 2024

- Only 45 of the 93 DDA CEO names are recorded (see graph Figure 4). 48 DDA's do not have a named CEO on the website.
- Only 3 of the 93 DDAs have an active email address. 90 DDAs do not have an active direct email address.
- Only 4 of 93 DDAs have a phone number. 89 DDA's do not have an active phone number
- Only 8 of the 93 have a postal address or active website. 85 DDAs do not have one.
- Talasea, Lufa, Wau Waria, and Kerowagi Districts rank among the top five DDAs on the DDA Watch website. They are also the only districts with full active contact details.

PART 3: DDA Website Interaction

Visitors to the DDA Watch website can interact with the site in two different ways:

1. Vote on the performance of their DDA
2. Post public comments

Website users can also access links to media stories about each DDA.

1. USER VOTES

User votes are scores given by website users to rate their individual DDA. Up to 30 points are awarded to each DDA according to their average public satisfaction score. A guide on 'how to score' and rate a DDA is explained on the [about](#) section of DDA Watch.

Key Findings

As at June 2024;

56 user votes recorded from 35 districts.

- 23 districts had 1 vote each
- 9 districts had 2 votes each
- 1 district had 4 votes
- 1 district had 5 votes
- 1 district had 6 votes

Below is a map analysis of the website user votes by district as at June 2024.

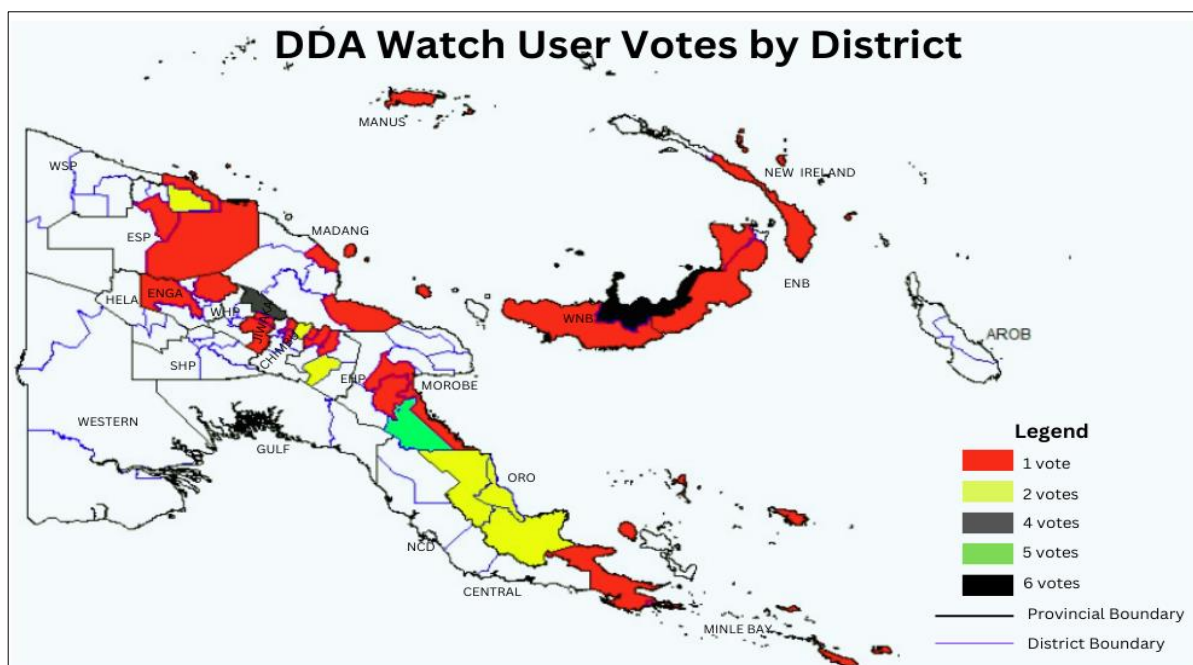


Figure 6. Summary of user votes by district

- The analysis shows that while the user votes were distributed across all four regions of the country, there was a lot of variation between provinces.

Regional Breakdown

1. Highlands: 17 votes from 12 districts.
2. Momase: 15 votes from 9 districts
3. Southern: 10 votes from 7 districts
4. Islands: 14 votes from 7 districts

Below is a table of DDA User votes by district in each region.

Table 10. DDA Watch u ser votes for each District in their respective province and region.

Region	Province	District	Votes	Total
Southern	Milne Bay	Aloutau	1	10
Southern	Milne Bay	Kiriwina Goodenough	1	
Southern	Milne Bay	Samarai Murua	1	
Southern	National Capital	Moresby South	1	
Southern	Northern	Ijivitari	2	
Southern	Northern	Popondetta	2	
Southern	Northern	Sohe	2	
Momase	East Sepik	Angoram	1	15
Momase	East Sepik	Wewak	1	
Momase	East Sepik	Wosera Gaui	1	
Momase	East Sepik	Yangoru Saussia	2	
Momase	Madang	Rai Coast	1	
Momase	Madang	Sumkar	1	
Momase	Morobe	Bulolo	1	
Momase	Morobe	Wau-Waria	5	
Momase	Morobe	Huon Gulf	2	
Islands	East New Britain	Gazelle	1	14
Islands	East New Britain	Pomio	1	
Islands	East New Britain	Rabaul	2	
Islands	Manus	Manus	1	
Islands	New Ireland	Namatanai	2	
Islands	West New Britain	Kandrian Gloucester	1	
Islands	West New Britain	Talasea	6	
Highlands	Chimbu	Chuave	1	17
Highlands	Chimbu	Kundiawa	1	
Highlands	Eastern Highlands	Daulo	2	
Highlands	Eastern Highlands	Goroka	1	
Highlands	Eastern Highlands	Kainantu	1	
Highlands	Eastern Highlands	Okapa	2	
Highlands	Eastern Highlands	Unggai Bena	1	
Highlands	Enga	Kompam Ambum	1	
Highlands	Enga	Lagaip	1	
Highlands	Jiwaka	Anglimp South Waghi	1	

Highlands	Jiwaka	Jimi District	4	
Highlands	Jiwaka	North Waghi	1	

- Talasea District in West New Britain Province, is the only district in the country that received 6 votes followed by Wau Waria in Morobe Province and Jimi district with 4 votes each.
- No DDA scored 3 votes. Nine (9) districts received two (2) votes, and the rest (17 districts) each received one vote.

2. PUBLIC COMMENTS

Key Findings

As at June 2024:

- 24 comments were posted on the DDA Watch website.
- The comments were in relation to twelve DDAs across three regions.

Regional Breakdown

1. Highlands: 8 comments from 5 out of 36 districts
2. Momase: 11 comments from 4 out of 26 districts
3. Southern: 5 comments from 3 out of 21 districts
4. Islands: No comments for any of 10 districts.

Table 12. DDA's with comments

Number of Comments	DDA	Province	Region	Total comments by region
1	Rigo	Central	Southern	5
2	Popondetta	Oro	Southern	
2	Samarai Murua	Milne Bay	Southern	
2	Chuave	Chimbu	Highlands	8
1	Wabag	Enga	Highlands	
1	Kainantu	Eastern Highlands	Highlands	
1	Obura Wonenara	Eastern Highlands	Highlands	
3	Jimi	Jiwaka	Highlands	11
1	Ria Coast	Madang	Momase	
2	Yangoru Saussia	East Sepik	Momase	
5	Wau Waria	Morobe	Momase	
3	Talasea	West New Britain	Islands	
Total: 24 comments				

3. NEWS LINKS

DDA Watch provides news links for each of the 93 DDAs for its users and visitors. Each DDA page has links to news stories of the DDA's activities for users to know and be informed.

Media monitoring over the period June 2023 to June 2024 identified 724 news stories related to the activities of 86 individual District Development Authorities.

Key Findings

As at June 2024;

- 724 DDA news stories were recorded
- These stories related to 86 DDAs
- 7 DDAs had no news stories.

The graph below is the analysis of the number of DDA news stories by district.

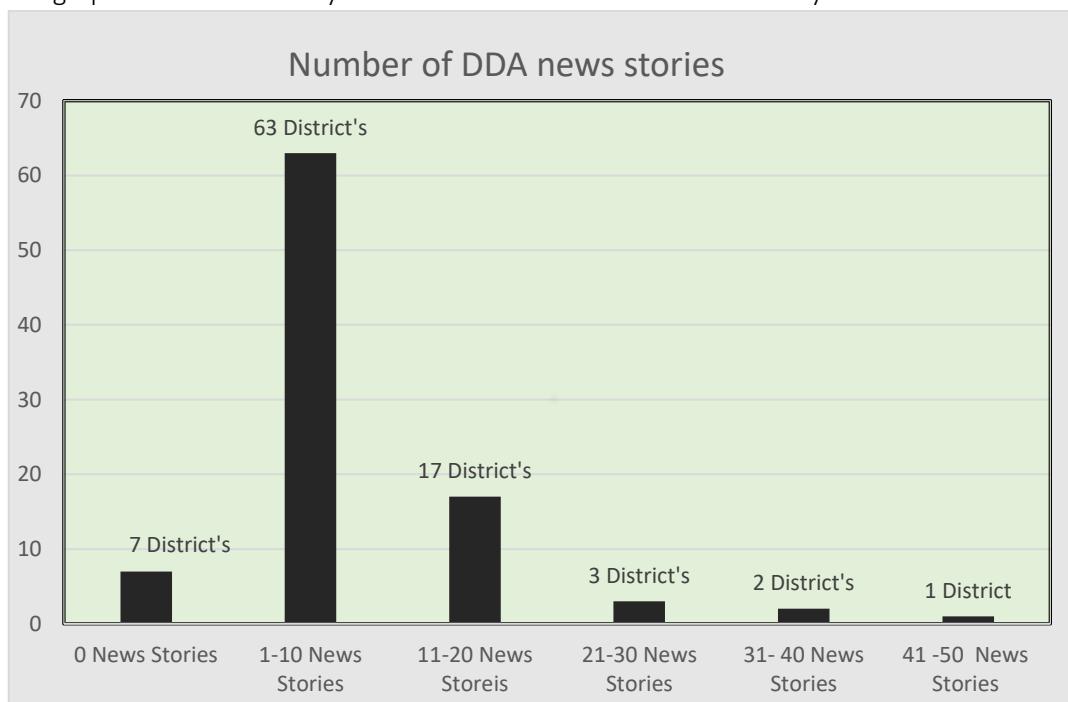


Figure 7. Number of DDA news stories recorded for each District June 2023 - June 2024

Here is the analysis as shown in Figure 7 above.

- 7 DDAs had no news stories.
- 63 DDAs had fewer than ten news stories.
- 17 DDAs had more than ten but fewer than twenty news stories.
- 3 DDAs had between 21 and 30 news stories each
- 2 DDAs had stories between 31-40
- The highest number of news stories for one district was 48.

Regional breakdown

1. Highlands Region: 34 districts out of 36 had news stories. A total of 246 links recorded.
2. Momase: 25 out of 26 districts had news links recorded. A total of 251 news links, the highest recorded from any regions.
3. Southern: 15 out of 21 districts had news links recorded. A total of 112 news links
4. Islands: 8 out of 10 districts had a news link recorded. A total of 98 news links.

Below is a table highlighting the top ten (10) districts with the highest number of DDA news stories.

Table 13. Ten (10) DDA's with the most reported news stories June 2023 - June 2024

Top 10 DDAs in most reported news stories			
Region	Province	DDA	News Stories Number
Islands	West New Britain	Talasea	48
Momase	Morobe	Nawae	39
Momase	East Sepik	Yangoru Saussia	32
Southern	Western	North Fly	28
Momase	Morobe	Wau Waria	28
Momase	Morobe	Bulolo	22
Highlands	Chimbu	Kerowagi	18
Highlands	Enga	Wabag	18
Momase	Morobe	Markham	18
Momase	Morobe	Huon Gulf	18

PART 4: Top 5 Ranking DDAs on DDA Watch

The top ranking DDAs on DDA Watch at June 2024 are;

1. Talasea
2. Markham
3. Kerowagi
4. Lufa
5. Rai Coast

KEY FINDINGS:

Key documents

Key documents make up 50 points of the 100 points available in the DDA Watch scoring system. A DDA gets 10 points for each document that is publicly available. Documents are: 2023-2027 district 5-year development plan, Annual Budget, Acquittal report, Inspection Report and Audit report

Districts	Disttict Plan	Annual Budget (2024)	Acquittal (2022-2023)	Score (50 Points)
Talasea	Yes	No (announced but not public)	No (announced but not public)	10
Markham	Yes	No (announced but not public)	No (announced but not public)	10
Kerowagi	Yes	No (announced but not public)	No (announced but not public)	10
Lufa	Yes	No (announced but not public)	No (announced but not public)	10
Rai Coast	No	No (announced but not public)	No (announced but not public)	0

Note:

1. Audit report: there are no audit reports for any districts in the country
2. Inspection Report: Department of Implementational and Rural development (DIRD) has not disclosed information on district inspection reports. There are none recorded on DDA Watch for any of the districts in the country.

Contact details

Contact details makes up 20 points in the DDA Watch scoring system.

Districts	CEO Named	Postal Address /Website	Current phone contact	Email Address	Score (20 points)
Talasea	Yes	Yes	Yes	Yes	20
Markham	Yes	Yes	Yes	Yes	20
Kerowagi	Yes	Yes	Yes	Yes	20
Lufa	Yes	Yes	No	No	10
Rai Coast	Yes	Yes	Yes	Yes	20

Public scoring

Up to 30 points are awarded to each DDA according to their average public satisfaction score. Satisfaction scores submitted by members of the public are recorded as 30 (very good), 20 (good), 15 (okay), 10 (bad) or 0 (very bad). The satisfaction score used in the displayed DDA rating is the average of all the scores submitted by the public (total score divided by number of submissions).

Where no public satisfaction scores have been submitted for a particular DDA, the DDA is awarded 15 as its starting score.

Districts	Public Votes	Overall Score	Rank
Talasea	6	56	1
Markham	2	50	2
Kerowagi	0	45	=3
Lufa	0	45	=3
Rai Coast	2	45	=3

Conclusion

The analysis of District Development Authorities (DDAs) according to the information recorded on the DDA Watch website from June 2023 to June 2024 highlights significant gaps in transparency, accountability, and public engagement across Papua New Guinea's 93 districts.

Key Findings:

- Limited Availability of Key Documents:**
 - Only 7 out of 93 DDAs have a publicly available 2023-2027 Five-Year Development Plan
 - No public records exist for district Annual Budgets, Acquittal Reports, Inspection Reports, or Audit Reports.
- Gaps in Contact Information:**
 - Only 45 DDAs have named CEOs, leaving 48 unidentified.
 - Active email addresses are available for just 3 DDAs, and only 4 have a phone number listed.
 - Only 8 DDAs have a publicly available postal address or active website.
- Public Engagement on DDA Watch:**
 - 56 total votes were recorded for 35 districts, meaning 58 districts received no public interaction.

- Talasea had the highest number of votes (6), followed by Wau Waria and Jimi District with 4 votes each.

4. News Coverage Disparities:

- 724 news stories were recorded for 86 DDAs, but 7 DDAs had no media presence.
- More than 70% of districts (63 DDAs) had fewer than 10 articles recorded, with only 5 DDAs reaching between 21 and 50 articles.
- Talasea had the highest media coverage, with 48 recorded articles for the one DDA.

Recommendations

- **Citizen Engagement:** We urge citizens to actively engage with their DDAs, demanding transparency, accountability, and adherence to good governance practices.
- **District Planning:** All DDAs must publish a 5-year development plan and make that plan available to the public
- **DSIP Accountability:** DDAs must promptly release detailed DSIP and DIP acquittal reports to restore public trust.
- **Audit Expansion:** Increase funding to the Auditor-General's Office (AGO) to enable it to conduct audits for all 96 districts.
- **Budget, acquittals and district plans:** All Districts should publish their budgets, acquittals and district plans ensuring openness and fiscal responsibility. The lack of publicly available financial and planning documents raises concerns about transparency and governance.
- **Funding Restrictions:** The Department of Finance should stop distribution of further DSIP (District Services Improvement Program) and DIP (District Infrastructure Program) funds to districts with no plans, acquittals or contact details.
- **Leadership Code Enforcement:** The Ombudsman Commission (OC) should act under the Leadership Code against CEOs and DDA Board chairs who fail to publish plans, acquittals or contact details.
- **Leadership Action:** All DDAs should publish the names of their CEO, and contact phone, email and postal addresses. Improving communication channels is critical; ensuring that each DDA has a designated CEO, active email, phone number, and an official Postal address or website will strengthen public access to information.
- **Enhance Monitoring and Accountability:** Allocate additional funding to the Department of Implementation and Rural Development (DIRD) to strengthen monitoring and reporting frameworks. This will ensure comprehensive tracking and transparency of DDA activities, with a specific focus on inspection and audit reports.

Overall, while some districts have demonstrated limited attempts at public engagement, all DDAs still lack transparency and accountability in their operations. Strengthening information access, public engagement, and enforcement of governance frameworks are key to improving service delivery and ensuring that development funds are effectively utilized.