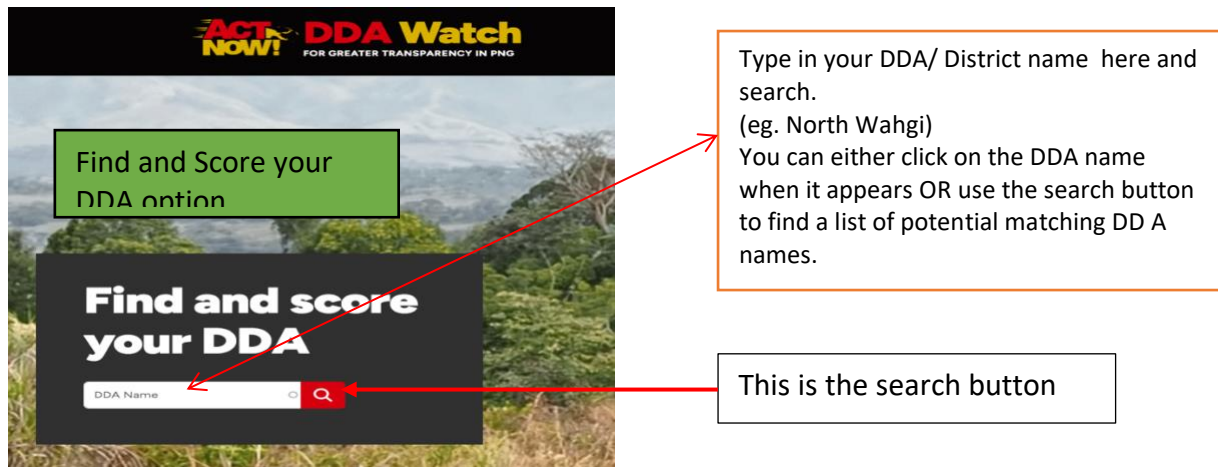


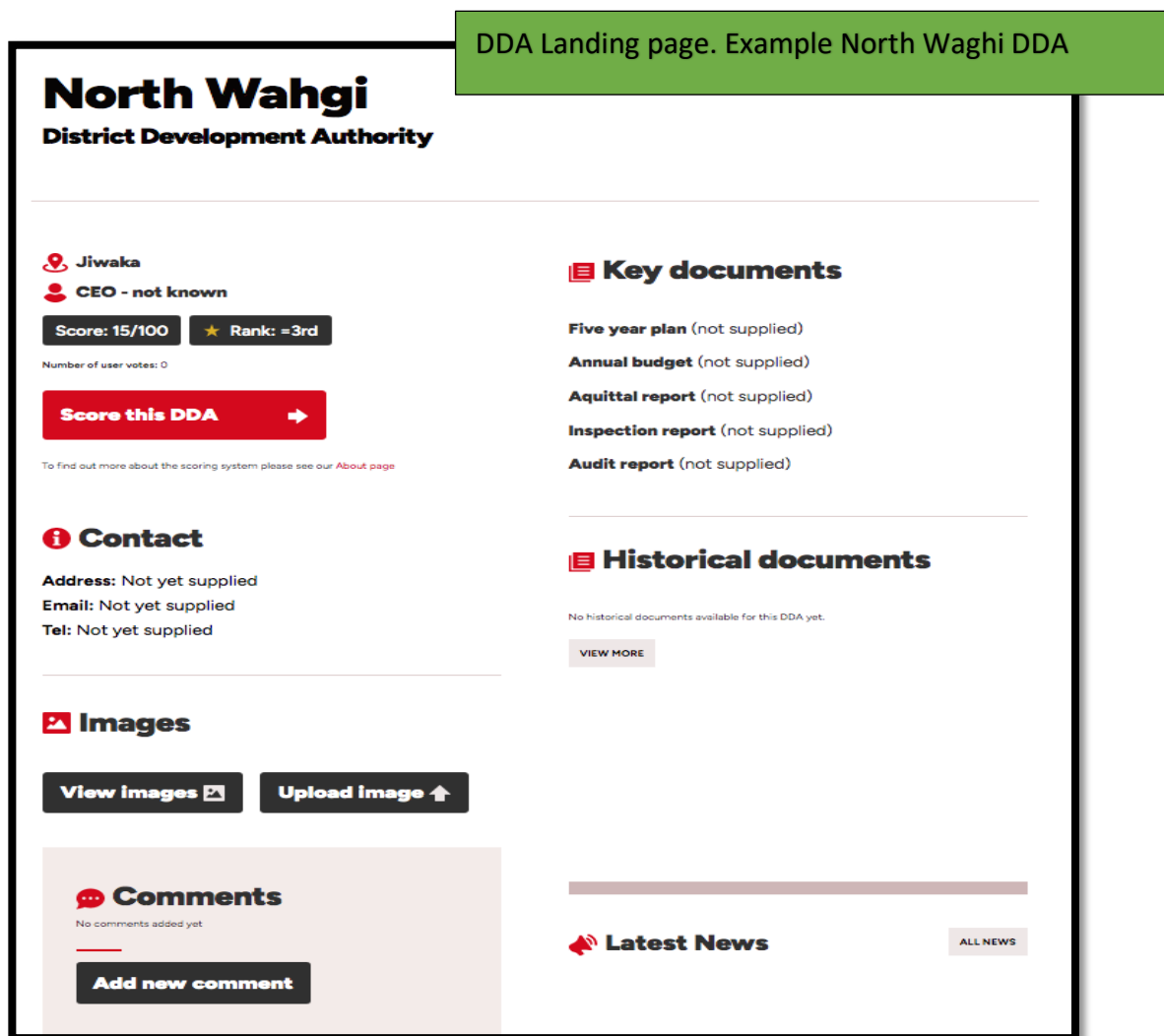
How to score your DDA.

Step 1: Find the right page for your DDA. Go to “Find and Score your DDA” search button on homepage.



The screenshot shows the homepage of 'ACT NOW! DDA Watch FOR GREATER TRANSPARENCY IN PNG'. A green callout box points to the 'Find and Score your DDA option' text. Another green callout box points to the search input field labeled 'DDA Name'. A white callout box points to the search button, stating 'This is the search button'. A larger white callout box explains: 'Type in your DDA/ District name here and search. (eg. North Wahgi) You can either click on the DDA name when it appears OR use the search button to find a list of potential matching DD A names.'

You will land on your District page. (Note all 94 district has a district landing page)
Below is the landing page for North Wahgi DDA



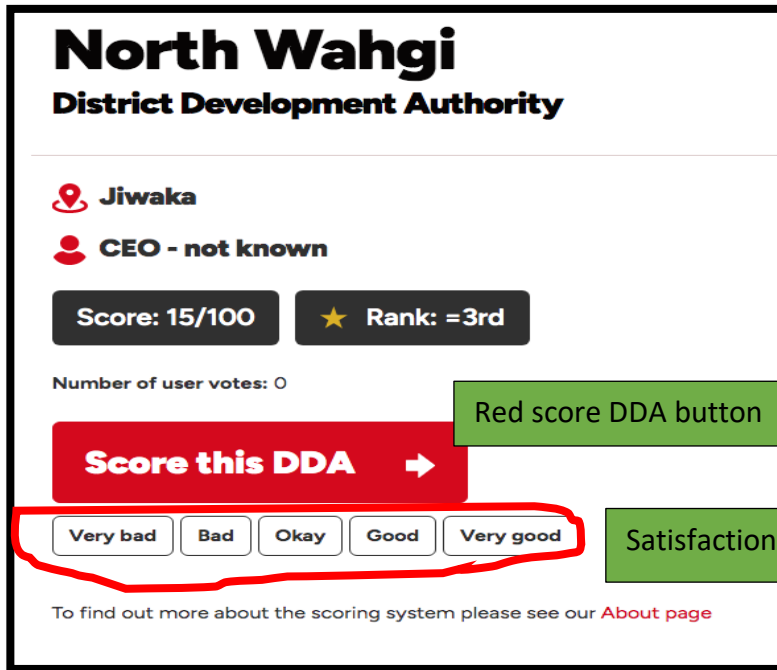
The screenshot shows the landing page for North Wahgi District Development Authority. A green callout box at the top right says 'DDA Landing page. Example North Wahgi DDA'. The page features the following sections:

- North Wahgi District Development Authority**
- Jiwaka** (region), **CEO - not known**
- Score: 15/100** and **Rank: =3rd**
- Number of user votes: 0**
- Score this DDA** button
- Contact** section: Address, Email, and Tel are all 'Not yet supplied'.
- Images** section: **View Images** and **Upload Image** buttons.
- Comments** section: 'No comments added yet' and **Add new comment** button.
- Key documents** section: Lists **Five year plan**, **Annual budget**, **Aquittal report**, **Inspection report**, and **Audit report**, all marked as '(not supplied)'.
- Historical documents** section: 'No historical documents available for this DDA yet.' and **VIEW MORE** button.
- Latest News** section: **ALL NEWS** button.

Step 2: See the red “Score this DDA” button? Click on this button and you will see the public satisfaction rating options appear.

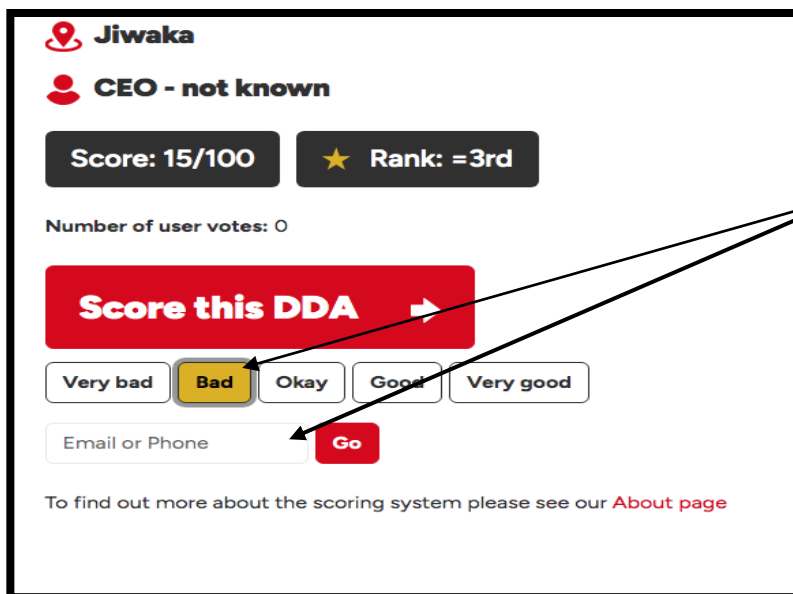
These are: Very bad, bad, okay, Good and Very Good.

Click on your chosen satisfaction score and a pop up will ask you to enter your phone number or email. (See image under **Step 3**)



Click on one of the satisfaction scores and a pop up search button will ask you to enter your phone number or email.

Step 3: Enter your number submit your satisfaction score.



Satisfaction score Bad and the Email or phone search button appears.

Enter your phone number or email address and press the red go button. You will receive a text message (if it is a phone number) or email with a four digit code. Enter the code to register your score.